

BUILDING BRIDGES

**A KA219 Erasmus+ Project
on Inclusive Education
(2017-2020)**

NMS Sankt Agatha,
Sankt Agatha, Austria

Gottfried-Wilhelm-Leibniz-Gesamtschule,
Duisburg, Germany

**Szkola Podstawowa nr 5 im.
dra Aleksandra Majkowskiego,**
Kartuzy, Poland

DSŠ Lendava,
Lendava, Slovenia

IES Monegros – Gaspar Lax,
Sariñena, Spain

Building Bridges is an Erasmus+ KA219 project carried out by five partner schools:

- NMS Sankt Agatha, Sankt Agatha, Austria
- Gottfried-Wilhelm-Leibniz-Gesamtschule, Duisburg, Germany
- Szkoła Podstawowa nr 5 im. dra Aleksandra Majkowskiego, Kartuzy, Poland
- DŠŠ Lendava, Lendava, Slovenia
- IES Monegros – Gaspar Lax, Sariñena, Spain

Disclaimer:

The European Commission's support for the production of this publication does not constitute an endorsement of the contents, which reflect the views only of the authors, and the Commission cannot be held responsible for any use which may be made of the information contained therein.

Co-funded by the
Erasmus+ Programme
of the European Union



The contents on this document can be used under the following **licenses**:



[Creative Commons License Attribution-NonCommercial-NoDerivatives](#)

Photographies, videos or any other audio-visual material showing images of under-age students are under a **[Creative Commons License Attribution-NonCommercial-NoDerivatives](#)**.

Legal representatives of under-age students only allow the use of the students' images for educational purposes or diffusion of this Erasmus+ project.



[Creative Commons Attribution-NonCommercial-ShareAlike](#)

Any other different contents in this site such as texts, documents, templates, etc. can be used under a **[Creative Commons Attribution-NonCommercial-ShareAlike](#)**.

Contents

• Building Bridges, an Erasmus Project	
• The partner schools	6
• Our projects	
• Building Bridges through Biology	17
• Building Bridges through Music	73
• Media and inclusion	111
• Social commitment	149
• Building Bridges through History	189
• Conclusions and testimonies	211

Building Bridges

Building Bridges is a **KA219 Erasmus+ Project** carried out by an initial partnership of six European Schools. Unfortunately, one of our partner schools had to quit the Project before finishing it.

The initial idea of this project was agreed at the contact seminar “Languages” celebrated in Ljubljana in June 2016. The main objective of this Project was to share and implement different methodologies in order to improve inclusive education in our schools.

We have tried to summarise our different experiences in this document so any school interested can put them into practise. We hope you can find this materials interesting enough.


The most important **priorities** of this project are:

- Social inclusion
- Open and innovative practices in a digital era

The **context** and the **ideological background** of the project is the current European situation involving refugees, asylum seekers and immigrants. The refugees’ crisis in Europe is a mere reflection of the problems that each single school has nowadays regarding social inclusion. One of the main goals of this project is to develop strategies and methodologies for inclusive education, integration of foreign students in our schools and to widespread amongst all our students the right and idea of equality.

Our **objectives** are the following:

- To promote social inclusion and integration of every single student. Our target groups are not only marginal students, immigrants or refugees but the rest of their mates because we must provide them with the basic resources to integrate them as equals.
- To tackle bullying.
- To potentiate intercultural competences.
- To foster languages as vehicles of communication in other subjects.
- To promote and share new pedagogies and learning approaches. The new methodological approach is called BITS: B from Blended learning and service learning in order to open the concept of education to the whole social community. I from ITC with the creation of a web page where all the materials and new software will be implemented, not only to students but also to families and social communities. T from task-based approach, because our project takes into account activities to be carried out in class related to the topic of our project. S from self-centered and socio-cultural activities because our activities are integrated in the social context.
- To create a European consciousness and citizenship.



This is our Project logo, designed by our students before applying for the Project.



You are welcome to use any of the documents and templates that we designed for the Project:

DOCUMENTS

The partner schools



Austria

NMS St. Agatha secondary modern school is located in the north of the political district [Grieskirchen](#), in the province of [Upper Austria](#).

St. Agatha has about 2.100 inhabitants. It is a rather small village in the country, located in a beautiful scenery near the river Danube with soft hills and green woods. St. Agatha is situated 600m above sea level so you can enjoy a splendid panoramic view from there. Due to this exposed position there are usually rather cold and long winters with loads of snow.



In our small school there are only 105 students (from 10 to 14 years) who are taught by 16 teachers in 6 classes.

The school was renovated three years ago, so we can use very modern furnishings and equipment (smart boards, computers,...). School starts at 07.45 and usually ends at 15.55 o' clock. Many of our students stay with us for the whole day even if their school day ends earlier. They can do their homework with the help of some teachers, they can play games or do sports together.

Typical subjects that are taught at our school are of course English, maths, German, geography, history, biology, physical education, physics, chemistry, technical drawing, wood work and needle work.

The students learn how to cook, and they get social training. There are workshops in table tennis and running (some of the pupils even take part in a marathon). This year we will perform our first school musical and we hope that many people will like it.

Wintersports are very important in Austria so it is clear that most of our students learn skiing or snowboarding.

So, we hope we have given you some ideas what our school and village is like. We are really looking forward to hosting you in October 2018 and we will do our very best to offer you a great time here in Austria.

Why Building Bridges?

When we thought for the first time about an Erasmus+ programme we wanted:

- to open our small rural school to Europe and the possibilities it offers.
- to give our students the chance of learning about and from other European countries by visiting and hosting pupils and teachers from our partner schools.
- to broaden our minds.

Further information on our [web page](#).

Take a look at our school:



The partner schools



Germany

Gottfried-Wilhelm-Leibniz comprehensive school is located in the North of Duisburg. Duisburg is quite a big city in North-Rhine-Westfalia, 20km away from Düsseldorf. Duisburg has about 500.000 inhabitants and consists of seven boroughs. Two important rivers run through Duisburg: the Rhine and Ruhr.

Our school is a secondary school of about 1450 students and 145 teachers and is divided into three departments. At our comprehensive school students can reach all kinds of degrees.

Our school is experienced in various fields, such as



- „MINT“ (certificate for special education in Mathematics, Computer Science, Natural Science and Technical Studies)
- „Schule der Zukunft“ (certificate for education and environmental protection)
- teaching refugee classes for more than 10 years
- extracurricular activities: clubs and project weeks (gardening, dancing, crafting, bouldering, football, tennis, table tennis and many more)

Our students and school staff is a melting pot of various nationalities, religions and social backgrounds.

Why Building Bridges?

Our school is located in a socially and economically disadvantaged area and most of our students have limited possibilities to get to know other European countries, cultures and ways of living.

We want to help our students

- to experience European values
- to widen their horizon by engaging in intercultural encounters

Furthermore, we aim at

- exchanging innovative practices and teaching methods
- creating a network between teachers, students and school staff to implement the European spirit in our everyday school life



The partner schools



Poland

Szkoła Podstawowa nr 5 im. dra Aleksandra Majkowskiego is a part of a complex of schools called **Zespół Szkół Ogólnokształcących nr 2 w Kartuzach**. Within the complex we have an elementary school, medium school and high school. Our pupils and students are aged 6-19. There are about 1000 students and 90 teachers.

[Kartuzy](#) is a town located 30km from [Gdańsk](#) and therefore from the Baltic Sea. The population is about 15 000 inhabitants. Kartuzy is the capital of a region called Kaszuby.

Our school specializes in sport, especially swimming, basketball and handball. The students

in the high school are trained to be future police officers. Two years ago we started bilingual classes. Here is our website [Gimbi](#)



Why Building Bridges?

Two years ago we created bilingual courses in our school. Students in those classes have an intensive course in English. Moreover, they have biology and physics party in English. The main aim of the Building Project for us is to enable the students to have real life experience of using English outside the classroom. We all want to see the world, to make friends, to learn from each other, improve our school, open to Europe and improve our English skills.

Here you can find our webpage [ZSO nr 2](#) and our [Facebook](#)



This is our address and phone number

Osiedle Wybiskiego 33

83-300 Kartuzy

Poland

Phone: +48 58 681 11 54



The partner schools



Slovenia

Bilingual secondary school Lendava is located in [Lendava, Slovenia](#). Lendava has about 3.000 inhabitants and it is the centre of the bilingual region where the Hungarian minority in Slovenia lives. It is located about 200 km northeast from the capital Ljubljana.



Our school is a secondary school of about 240 students (15 to 19 year old) and 50 teachers that offers the following studies:

- General secondary school leading up to university
- Secondary technical education in the fields: economy, machine technician and chemistry
- Various vocational programmes, such as: shopkeeper, cook, car mechanic, mechatronic, installer...

Our students are mostly from the bilingual area but more and more, the school is becoming attractive to students outside of the region as well.

Why Building Bridges?

When we thought for the first time about an Erasmus+ programme we wanted to find an enough powerful and motivating tool to reach important objectives for our General secondary school programme students (Gimnazija):

- To open our rural school to Europe and the possibilities it offers
- To learn from the experience of other schools and colleagues about the most important aspects we want to improve in our school
- To use the project to establish a colaborative web of schools, teachers, students and families that can keep working after the project is finished



Here you can find our [web page](#) and also our [Facebook](#)



The partner schools



Spain

I.E.S. Monegros-Gaspar Lax school is located at [Sariñena](#), in the province of Huesca, Spain. Sariñena has about 4.500 inhabitants and is the capital of [Los Monegros](#) region. It is located about 50 km. southeast from Huesca and about 75 km. northeast from Zaragoza.

Our school is a medium secondary school of about 350 students and 45 teachers that offers the following studies:

- Secondary education (from 1º to 4º ESO): for students from 12 to 16 years old.

The school also offers post-secondary education:

- Two different modalities of Baccalaureate: Sciences and Humanities and Social Sciences. 2 higher education preparatory courses from 16 to 18 years old.
- A Vocational Education medium degree in Administration.

Our students come from different villages: Albalatillo, Capdesaso, Cartuja, Castelflorite, Castejón, El Tormillo, Huerto, Lalueza, Lanaja, Orillena, Pallaruelo, San Juan de Flumen, San Lorenzo de Flumen, Sena, Venta of Ballerias and Villanueva de Sigena and from Sariñena.

Why Building Bridges?

When we thought for the first time about an Erasmus+ programme we wanted to find an enough powerful and motivating tool to reach important objecti-



ves for our school:

- To open our rural school to Europe
- To learn from the experience of other schools and colleagues about the most important aspects we want to improve in our school
- To use the project to establish a collaborative web of schools, teachers, students and families that can keep working after the project is finished

Here you can find us:



www.iesmonegros.com



[Facebook](#)



[Twitter](#)


This is our address and phone number:

Camino de las Torres s/n

22200 Sariñena (Huesca) Spain

Phone: +34 974 571114






BUILDING BRIDGES

BUILDING BRIDGES THROUGH BIOLOGY

A guide to use BIOLOGY
as an inclusive tool



BACKGROUND

Before we started the “Building Bridges” project we had launched Erasmus+ classes in our school. The headmaster and the teachers wanted the students to improve English and give them time to focus on the project contents and later on, possibly, make use of the newly acquired language skills in real life situations. We were more than happy to join the project and later to find out that it was approved by the European Union Commission.

The topic of our mobility was integration through biology. We wanted to show our guests and partners how we implement the topic at our school. A few years ago our school had begun to build a ecological garden, which



was gradually supplemented, enlarged and embellished. The school garden offers not only the opportunity to learn in nature, but also invites you to spend time in the recreational area, to organize barbecues or simply to cultivate the garden or produce our own honey. Moreover we had the chance to cooperate with the closby botanical garden where we opened a green class room and students have normal lessons there.

Because of our many years of experience with refugee classes, we put a lot of emphasis on involving them in gardening and started a project by building recycled furniture in refugee classes. This experience made the cohesion of

the students grow and integrated them into our school. While working in the garden, the idea came up that every student in the school should become part of the garden. So it turned out that each student of our school designed their own cobblestone, which now form a path through the garden. We used that idea during the week at our school, all the guests had designed their own stone and we have given this a place in our school garden. So the project 'building bridges' has become part of our everyday school life and our school.



For the reason that this Mobility was the first mobility of the project we had no experience about a programme and things to do during such a project weeks with students from five different countries.

We decided to show our school, our expertise, but also work in practical workshops as well as doing some sightseeing in our local area.

When we had our first brainstorming for an Erasmus+ Project in Ljubljana we couldn't have imagined to experience an intensive first mobility like the one in Germany. Finally, all abstract ideas became reality! Coordinators, teachers, students and headmasters were super excited and (let's be honest) also a bit nervous for the guests to come. But there was no need to be nervous at all.

The first mobility was an incredible reward for the hard work that had been done in advance: planning an interesting week, organising buses, hotels, taxis, host families, lunches and dinners, and organising a variety of cool activities, fruitful workshops and emotional discussions as well.

Countless phone calls, e-mails, whatsapp messages and staff meetings between coordinators, colleagues, locals, parents and students in Spain, Poland, Slovenia, Austria, Sweden and Germany led to an unforgettable week in Germany, which helped to start building bridges.



OBJECTIVES

For the reason our ecological garden was developed with the refugee classes we decided to do not only a workshop on how to create a garden, moreover we wanted to show the way we integrated the refugees at our school to feel included. Our school is a melting pot of various nationalities and we always need to be openminded to live together in our community.

So it was important for us to give students different access to foreign nations and cultures during the week.

They should get to know the reasons for and the experiences during an

escape and the effects on personal life, so we gave them the chance in personal conversations with students of refugee classes.

They should

- develop understanding of otherness
- train in tolerance and acceptance
- promote critical thinking
- dealing with prejudices and
- develop intercultural competence.

During the activities we could see that the conversations had a big impact on the group and each one was able to develop further.



Through the various activities and workshops during the week, in which we always made sure to re-mix the groups, we wanted to train the students

- in group and partner work as well as
- in cooperative learning

In one of the workshop each student created his/her own cobblestone to be set to a path of integration at the end of the week in our ecological garden.

The students worked in pairs and developed their own design.

Through recreational activities such as climbing or preparing the barbeque in the kitchen we wanted to give the students the chance to



- Improve skills
 - Develop self-confidence to dare more in their future life
 - Improving social skills
- Improving language skills





The Mobility

SCHEDULE

	Monday	Tuesday
7.45-10.20	Welcoming address by headmaster Mr. Hußmann, Welcome events Getting to know each other, expectations, quiz: Who wants to be a millionaire? introduction of programme	Workshop 2 Let`s create a cobblestone (Thomas+Kerstin) Group 1
9.00	visit of school garden	
10.20-11.00	breakfast break	breakfast break
11.00-12.30	Getting to know our school	Workshop 1: Upcycling (Döndü Pektas+Franz Konietzni) Workshop 2: Let`s create a cobblestone (Thomas+Kerstin) Group 2 Workshop 3: preparation barbecue (different kinds of food/games)
12.30-13.20	Lunch break	Sandwiches
13.25-15.45	Stadtrallye: Let`s get to know our hometown	Workshop 1: Upcycling Workshop 2: Let`s create a cobblestone (Thomas+Kerstin) Group 2 Workshop 3: preparation barbecue (different kinds of food)
16.00-18.30		
19.00	Dinner at host families/free	18.00 International barbecue (students, teachers, host families & press invited)

Duisburg, Germany

October 9th to 13th, 2017

This was our German mobility schedule from October 9th to October 13th 2017. This document was shared with our partners long before they visited us.

	Wednesday	Thursday	Friday
7.45-10.20		Trip to Cologne: Cathedral, chocolate museum/ exhibition of cocoa production	Presentation of project work Complete our path of integration, reflection on the project/ week/expectations
9.00	Refugees in our school Mr. Hußmann Questions & discussion activities afterwards (Elena Timm+refugee class)		
10.20-11.00	early lunch break		breakfast break
11.00-12.30	Trip to Landschaftspark Nord Guided tour Climbing activities (Thomas+Kerstin)		Goodbye address by headmaster Mr. Hußmann
12.30-13.20			Lunch break
13.25-15.45			Evaluation Planning forward Post questionnaire
16.00-18.30	Free time/ dinner at host families		Departure
19.00	Disco at school	Dinner at host families	

The Mobility

ACTIVITIES

During the first mobility of the `building bridges` project our school hosted 16 students from Spain, Austria, Poland, Slovenia and Sweden in October 2017.

The aim of this mobility was to show how integration can workout with the help of biology. We used our expertise in refugee classes and the freshly developed ecological garden to show our guests how to integrate everyone in the community of daily school life.

Monday October 9th

After the first night with the host families we could start off with the actual programme on Monday morning. We arrived for the first time at the complex of school and were warmly welcomed by the headmaster and the Erasmus+ coordinators. The headmaster told us some facts about the school and we had a tour throughout the school where we could see the ecological garden aswell



Duisburg, Germany

October 9th to 13th, 2017

as the botanical garden with its green classroom is used by the school. After that all of us were doing a quiz called `Who wants to be a millionaire` where we had to answer questions about the country, the city, the school and also some funny German words.

After that we had lunch at school and left with public transport to the city centre of Duisburg. Our hosts had prepared a city game and so we got to know the whole centre. We were divided into multicultural groups and our hosts led us through the city. We had to stop at different points and had to answer questions and take photos connected to the project. For example we had to build a bridge out of people or form the word Erasmus+.



The Mobility

ACTIVITIES



Tuesday October 10th

It was a wonderful day, full of projects connected with manual work. First, we started working on a cobblestone. Each student designed his own project of the work. Later the teachers helped us to complete the work. These cobblestones will stay on the host school forever. They have an ecological garden where all students have their own cobblestones.



Duisburg, Germany

October 9th to 13th, 2017



Later we were divided into groups, some students made board games, others finished the cobblestones and some students started preparing the barbecue. Before we came to Germany we sent recipes for different dishes and we prepared food in the German school. We worked in groups with students

from other countries so we had to cook using English. It was very difficult and funny.



The Mobility

activities



In the evening we had the barbecue. We could eat food from different parts of the world, from all the countries that are in the project. Fantastic! I love eating. The barbecue was organised in the school garden, a fantastic place with a grill and benches.

The weather was great and after the barbecue we played football, even the teachers played

It was our best day because I love having barbecues with friends.



Duisburg, Germany

October 9th to 13th, 2017

Wednesday October 11th

One of the most interesting activities on Wednesday was the meeting and chance of listening to refugees and immigrants which have newly arrived to Germany and started school and their stories about their journeys to a new country, which made a big impact on all of us. We also got a chance to interview them and put ourselves in their shoes by listening to new languages we hadn't heard before. This activity raised awareness of the social injustices in our everyday society and the students' reactions showed that we are willing to work for a better future for everyone.

One of the students gave an impressive report about his own escape from Syria during the war. Now he is on his way to do his A-level and attend university after just being 3 years in Germany. He started his time at school without any language skills and was part of the group that built the ecological garden.



After this we went climbing and this way we stretched our bodies and our minds. It was a great experience for me, as it was my first time to climb.



The climbing area is in the so-called Landschaftspark Nord, a huge industrial area out of work. The school has a cooperation and can offer climbing activities in the afternoons.

The Mobility

ACTIVITIES



Duisburg, Germany

October 9th to 13th, 2017

In the evening we had a disco where we could relax with music and our new friends. All in all, it was a great day.



The Mobility

ACTIVITIES

Thursday October 12th


On Thursday we planned a trip to Cologne and visited the old town with the famous Cathedral and the chocolate museum. There the students had the chance to learn about the way of a cacao plant into a delicious bar of chocolate.



The Spanish guests wrote about that day after the Mobility:

We are going to talk about our favourite day. The day we liked the most was the trip to Cologne.

First we went to the "Chocolate Museum", it was fantastic because we love chocolate and we could eat the best chocolate bar we have ever eaten. The museum has different rooms about the history of chocolate or a botanic garden in a tiny room. It was so interesting and delicious too.




Duisburg, Germany

October 9th to 13th, 2017



Later we visited the city and we were shopping in some shops like Bershka or Primark. We visited the "Cologne's Cathedral" too, and it was so beautiful and large. We had a lot of fun because of our guides (Jennifer, Andrea, Regina and Vici) showed us the city and explained us about its history.



The Mobility

ACTIVITIES



This day was our most favourite because we made many friends, we visited another German city and we learnt about their culture.

With love,

Your Spanish friends,

Laude, Alfonso, Inés and Adriana



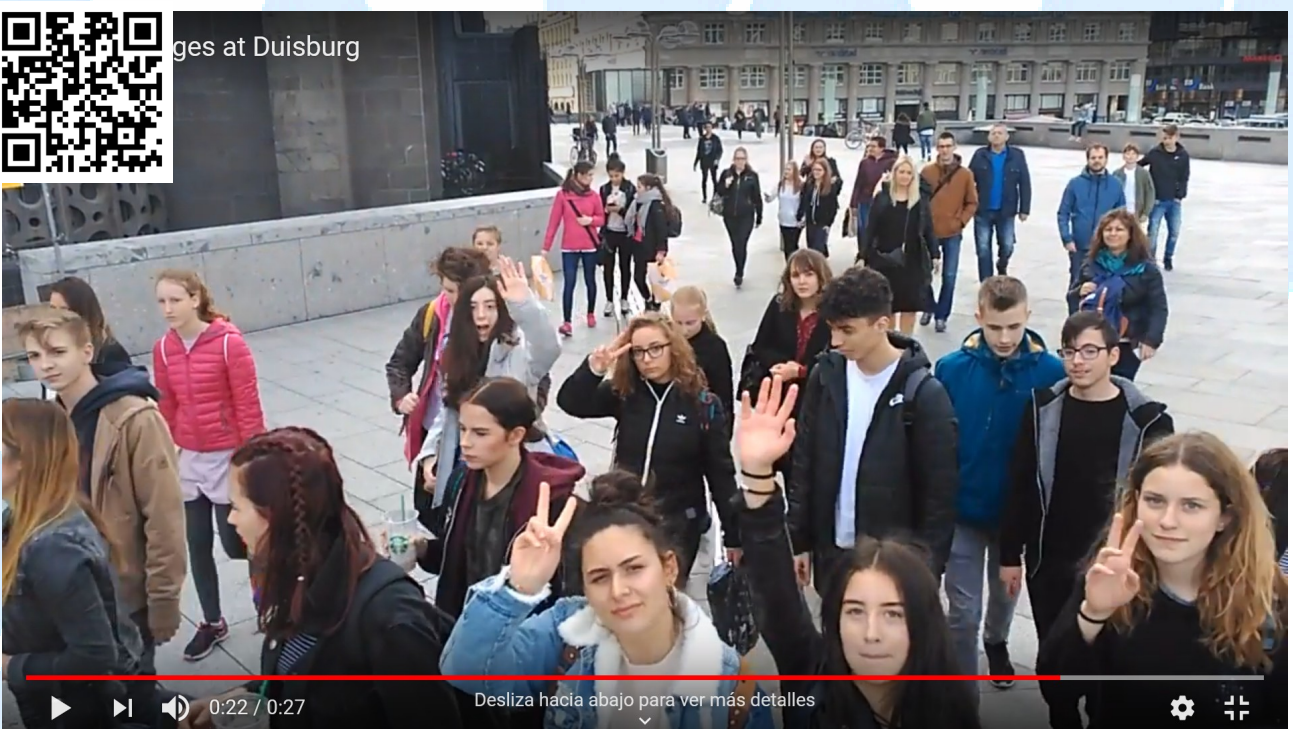
In Cologne some students decided to buy a lock to leave a footprint of the Erasmus+ group there.

[h](#)



Duisburg, Germany

October 9th to 13th, 2017



The Mobility

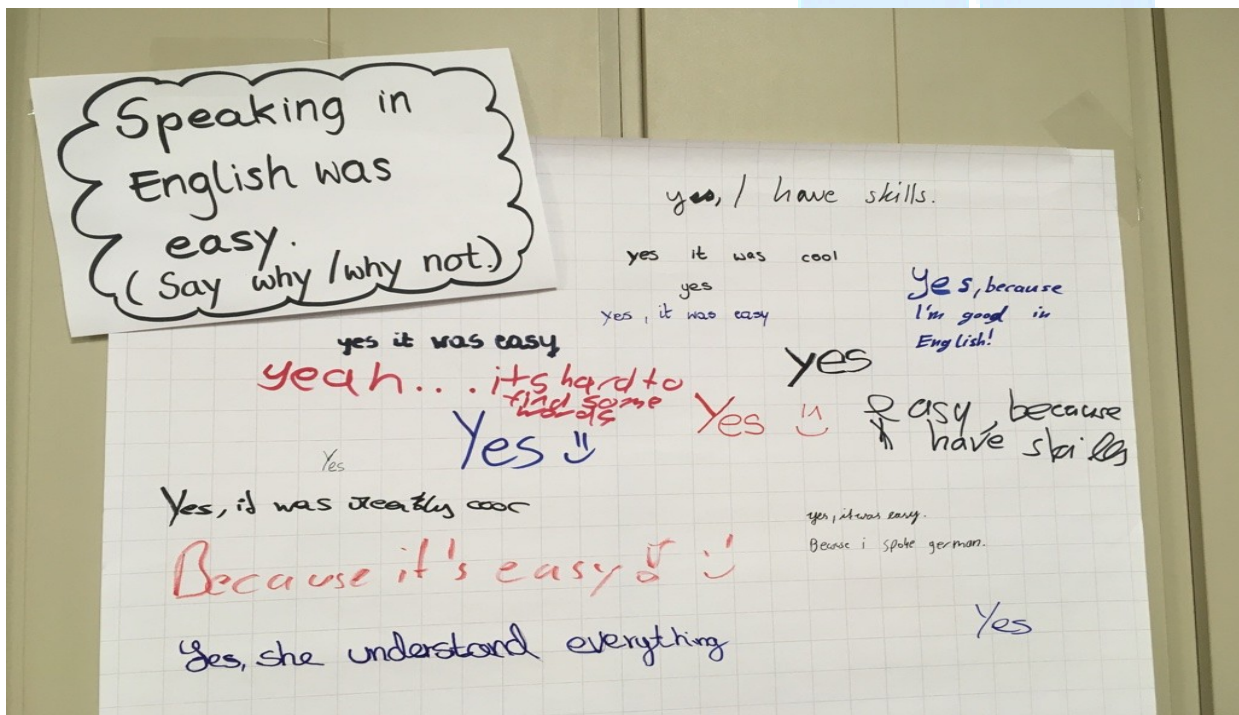
ACTIVITIES

Friday October 13th

Friday was the day of saying goodbye. In the morning we met at school and it really felt like Friday, 13th. Everyone felt a bit sad because we became a close group after this week of activities. Most of the students and families became friends and so it was the first time to say goodbye.

We started the morning with doing some evaluation of the week. We prepared posters and asked the students to fill in the answers. Moreover we prepared papers for each students where they could leave some private messages for there new friends.

Moreover the winners of the city game and the 'who wants to be a millionaire' were awarded and got some prizes.



Building Bridges through Biology

to dance.

to talk, sometimes.
And to remember all the
names.

Yeah...

to sleep long

To speak with
the students

To communicate
with Germans

To speak
with someone
where

to be not stressed

to speak English all
the time

to understand
German language

not understanding
German

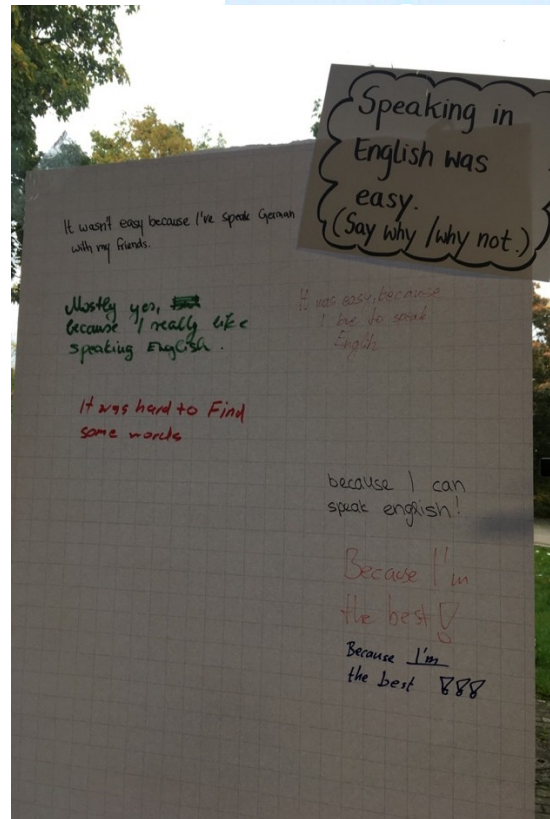
to make friends "

to speak all
the time English

to speak English all the
time.

to speak English

activities



We gathered in the school's cafeteria. White blank posters awaited us and we had to write our experiences on them. For example the most popular answer to what is the best thing about Germany was the Döner kebab, which is Turkish.

Duisburg, Germany

October 9th to 13th, 2017

Soon afterwards taxis came to take us to the airport. We had a late flight from Düsseldorf to Vienna. Even though we were sad to be leaving Germany, we celebrated a 17th birthday as soon as the clock hit midnight on Saturday. At the end we asked all our guests to sign postcards we wanted to send to their homeschools.



Here you can read what the German student wrote about the Mobility:

The Mobility

ACTIVITIES

Building Bridges – Erasmus+

The countries Poland, Spain, Austria, Sweden and Slovenia were a part of the Project Erasmus+

First I was very nervous and a little bit shy and at the same time very excited.

I have never had a host student at my house before. It was very interesting for me!

It is such a good memory for us which would forever be safe in our heart. Every student and teacher was very friendly and everyone was nice!

On Sunday we had to pick up our host students. The first day of the week our headmaster Mr. Hußmann opened the week. Then we had a 'rallye' in Duisburg. On the next day we had the workshops. The workshops were: creating a cobblestone, kitchen

and upcycling. I had the kitchen workshop. We had to cook or back different national main courses. Later at 6 pm we had an international Barbecue. The kids played football or listened to the music. The parents and the teachers



Duisburg, Germany

October 9th to 13th, 2017

were getting to know each other and tasted our selfmade different national main courses.

On Wednesday we were in Landschaftspark. Thomas and Kerstin explained us how to climb right.

Some students like me were frightend of the hight and so on. The students who were not climbing were allowed to explore the Landschaftspark. After that we had such a great disco at 7 pm to 9 pm.

We danced the Turkish dance called Halay. On Thursday we had a trip to Cologne to the chocolate museum. It was the best day of the week for most students. After the chocolate museum we had freetime for 2 hours. On Friday the local newspaper came to our school and took pictures of us with the cobblestones in the schoolgarden. The Austrian students were the first to leave. The second one was Spain, the third one was Poland, the fourth one was Sweden and the last one was Slovenia. And that was the short summary about the week.

Erasmus+ in Germany

This was the first mobility of the Erasmus+ project 'building bridges' and the students from Poland, Austria, Sweden, Slovenia and Spain came to Germany.

The whole week started in the assembly hall where everyone met and the headmaster welcomed the exchange students and teachers and gave

information about our school. At the beginning everyone looked a bit shy but



The Mobility

ACTIVITIES

after the headmaster finished the presentation everyone talked to each other. Three minutes later we went out and showed them our school. I talked to some single students and knew they were cool. Later that day we went into Duisburg mid-town. We talked a bit and did some tasks. On the other days we did other fun activities like climbing, playing football, trip to Cologne, a BBQ ... I think that my English skills increased in the whole week and that I now know how to talk to foreign students or other people. I think the week was one of the best that I have ever had in school and I hope that we will do something like this again.

Nice week!

Erasmus+ (building bridges) project

Before the week began I was very excited and nervous.

On Sunday two other students and I were at the airport to pick up their host students because I haven't got a host student at my home. We were so excited to see the teachers and students from the other countries.

The next day began at school and our headmaster has opened the week.

First of all we showed our exchange students our beautiful school and after this we went to Duisburg City Center for a "Rallye".

On Tuesday we had our workshops at school (workshops: cooking, creating a cobble stone and upcycling) That was so interesting I've lerned a lot because I was in the kitchen workshop and we have cooked main courses of their and our homecountries. In the afternoon we made an international barbecue in

Duisburg, Germany

October 9th to 13th, 2017

our schoolgarden there we also ate our selfmade dishes.

Wednesday: We´ve talked about the refugees in our school it makes me feel so impressive.



After this we went to the "Duisburg Landschaftspark Nord" for climbing and I think we´ve had a lot of fun. At 7 pm we´ve had a disco in school that was such a nice evening.

Thursday: We went to Cologne to the chocolate museum and there we´ve learned a lot about the chocolate plant it was also

very interesting and delicious.

After that we had time to explore Cologne and to get to know the other host students.

At our last day we´ve talked about our week, our experiences and about what we´ve learned at this week. After that the winners of the Rallye and our Quiz "who want´s to be a millionair" (played at the first day in school) get their prices. Before our lunch break we went to our schoolgarden and put the selfcreated cobblestones on our way with the cobblestones from the students of our school.

The local newspaper was also there and took pictures of us and our stones for the newspaper.

At 2 pm the other countries left us also that was very sad, because I think we became good friends at this moment.

I think this week was a big succsess for all of us. It was a big experience and I´ve improved my English skills very well.

The Mobility

ACTIVITIES

We are!

The ERASMUS+ week was unforgettable. We met new friends, we created cobblestones for the school garden, we climbed up in the Landschaftspark, we visited Cologne, we ate together, we danced, we laughed, we had fun, we said in the first day: "hi" and in the last day "bye". We are friends, We are a family, We are ERASMUS.

Loyal friends are the hardest thing to find in the world



Duisburg, Germany

October 9th to 13th, 2017

PRODUCTS

In advance of the Mobility we asked every country to send us a traditional recipe to be cooked in our school kitchen to prepare the barbecue.

Here you have all the recipes:

Buckwheat salad

Ingredients for 10 people

½ kg of buckwheat
salt
1dl pumpkin seed oil
1dl balsamic vinegar
1 laurel leaf
1 leek
1 red pepper
1 yellow pepper
parsley leaves



Rinse and cook buckwheat in twice the amount of water, adding a spoon of salt and a laurel leaf.

When the mash is cooked, it is cooled.

Slice the leek into thin slices, slice the peppers, and chop the parsley.

Sprinkle with pumpkin oil, balsamic vinegar and salt as needed

CAMPFIRE BREADSTICKS



Easy breadsticks baked over a fire. Perfect for camping!

The Mobility

PRODUCTS

Amount: 12 sticks

INGREDIENTS:

2 cups all-purpose flour^[SEP]
2 teaspoons baking powder
5 tablespoons sugar^[SEP]
1 teaspoon salt^[SEP]
1/4 cup olive oil^[SEP]
2/3 cup water



DIRECTIONS:

In a bowl, mix together the flour, baking powder, sugar and salt. Add olive oil and water and mix until the dough is smooth. Use immediately or chill in a fridge or cooler for up to one week for future use. ^[L]^[SEP]

When ready, portion the dough into 12 equally sized balls. Roll each ball into a thin rope and pull to be about 3 cm wide and 20 cm long. Wrap around a thin but sturdy stick, clean of any visible dirt. ^[L]^[SEP]

Place end of stick over a fire, rotating it so that the bread cooks evenly. It will cook better over the coals of the fire, rather than direct flames. Be careful not to burn.

Kaiserschmarren

Ingredients for 16 people

preparation time 25min

ingredients

a few raisins

Duisburg, Germany

October 9th to 13th, 2017

16 eggs
1 l milk
520g flour
1 package vanilla sugar
pinch of salt
20 TS sugar
butter
icing sugar



preparation

Divide the eggs in yolks and egg white. Mix the yolk, milk, flour and vanilla sugar.

Beat the egg white till stiff with a pinch of salt and then add 12TS of sugar time by time.

Mix the egg white with the crème from number 1.

Put 8 TS of butter in a frying pan and slowly let it melt. Add the dough and let it bake for about 5 minutes on the stove with average heath.

Lift the dough with a spatula to see if the bottom got brown.

As soon as this is the case, flip the dough with a spatula. As soon as the 2nd side is done, tear the dough in pieces with two forks. Add some butter and the last 8 spoons of sugar and finish off by tossing it around. Put some icing sugar on top to serve.

Layer salad

Ingredients:

1 glass of celery
1 can of corn
3 slices of boiled ham
1 can of pineapple
2 apples
4 hard boiled eggs
1 glass of Miracel-Wip (large)
2 sticks of leeks (only the white)



The Mobility

PRODUCTS

150 grams of grated cheese

Directions:

1. Cut all the ingredients in small pieces.
2. Lay in the above sequence.
3. Do not stir!
4. Allow to cool in the refrigerator.

Good Appetite!

SPANISH OMELETTE

INGREDIENTS FOR 1 OMELETTE:

8 medium potatoes

1 onion

6 eggs

Some salt

Some olive oil

PREPARATION:

First, peel the potatoes and the onion and cut to thin slices. Sprinkle with salt and fry in hot olive oil until they begin to go golden. Drain and set aside.

Lightly, beat the eggs with a little salt. Mix with the potatoes and the onion. Place a small amount of oil in the frying pan



Duisburg, Germany

October 9th to 13th, 2017

and heat. Pour the mixture into the pan and cook on a low heat for 15 minutes or until you see it going golden.

When it is ready on one side, with the help of a plate of the top of a saucepan, turn it around and cook the other side. When it is completely cooked, cut into triangles. You can accompany it with bread or mayonnaise.

Vegetable shish kebabs

components:

- > 3 small aubergines
- > 7 courgettes
- > 80 dag of small mushrooms
- > 3 red peppers
- > 3 green peppers
- > 3 onions
- > 10 cloves of garlic
- > 12 tablespoons of olive
- > salt, dark pepper

preparation:

- > Wash, dry up the vegetables and mushrooms. Cut into slices the onions and courgettes, cut peppers and aubergines in thick cubes.
- > On soaked sticks stir pieces of vegetables and mushrooms alternately. Pour oil grated with pressed garlic, sprinkle with salt and pepper over the Shish kebabs.
- > Shish kebabs put on barbecue. Grill on each side.

Enjoy your meal

One of the workshops was to prepare a boardgame to be used in our ecological garden and completely made out of wood. Here you have the instructions:



The Mobility

PRODUCTS

How to create a board game "Do not get angry, buddy"

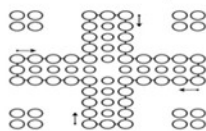
Draw, paint and drill the play board

Material: wooden board, file, abrasive paper, pencil, paper with the pattern, colours, drilling machine.

1. You abrade and file the wooden board.



2. You draw the pattern on the board.



3. Attention! A teacher needs to assist you here!

You drill the holes in the wooden board.



4. Now you can colour the match field and put it aside, so that it can dry.



Duisburg, Germany

October 9th to 13th, 2017

How to create a board game "Do not get angry, buddy"

Saw and paint the figures

Material: spar, file, abrasive paper, pencil and saw.

1. Every three cm you draw a line with the pencil on the spar.



2. You saw the spar into pieces.



3. You file and abrade the figures.



4. Now you can colour the figures and put it aside, so that they can dry.



The Mobility

PRODUCTS

Over the week and in several workshops every student created his/her own cobblestone, here you can see the results.



The Austrian guests.

The Polish guests.



Duisburg, Germany

October 9th to 13th, 2017



Our Spanish guests



Our Slovenian
guests

The Mobility

PRODUCTS

When all the cobblestones were finished we set them in our ecological garden, so our guests became part of our school for lifetime.



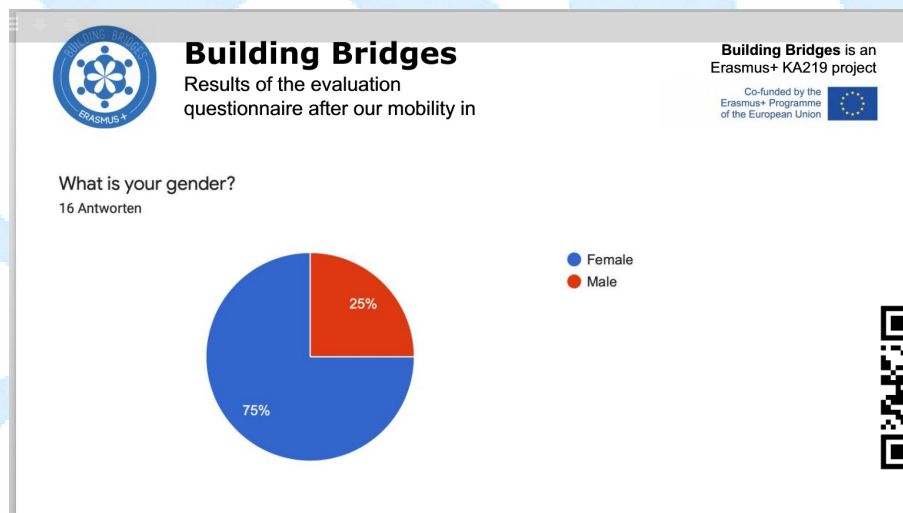
Duisburg, Germany

October 9th to 13th, 2017

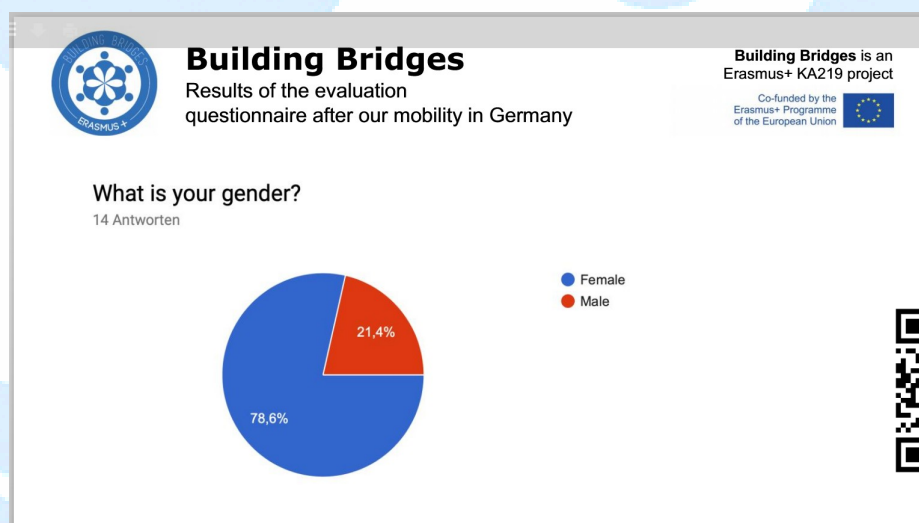
EVALUATION

Students' evaluation

These are the answers to the questionnaire that our guest students were asked to fill in **before** the mobility.



And here you can compare with the answers of the questionnaire they filled in **after** the mobility.



The Mobility

At the end of the mobility when all the students finished there evaluation our headmaster gave a last speach and said thank you to our guests and to the coordinators. He asked the students how they liked the week and they answered with a thumb up.



After that some of our students had prepared a speech to us as coordinators and wanted to say thank you with some flowers for us and all the coordinators of our guests.



Duisburg, Germany

October 9th to 13th, 2017



This was the best and most honest evaluation we could get.

Implementation



Austria

During the mobility in German the topic was biology/building an ecological garden. We had a great time, but there's a small problem. We very much like the idea of having or building an ecological garden at our own school, but unfortunately that is not possible. Our school's gym and garden will be renovated soon (hopefully sooner than later, but that is a political and financial question) which means it does not make sense to start 'digging' around in it right now.

We anyway decided to take home one of the cobblestones to eventually give a nice spot in the new garden. At this moment it got a nice place inside our school building where our visitors can admire it.



During the Austrian mobility we had the idea of installing a new, colourful fence at the entrance of our school. At least this way, we could use the skills learned in the German partner school.

Ben, Judith and Thomas also wrote an article in our school's magazine about the trip to Germany. Have a look at it. Especially for our German friends it will be easy to read since it is written in German.

Erasmus+ in Duisburg

Auf unserer Homepage und in zwei verschiedenen Zeitungen haben Sie schon mehr über unser laufendes Projekt erfahren. Nun lassen wir die drei Hauptdarsteller zu Wort kommen. Ben, Judith und Thomas erzählen kurz wie sie die Zeit in Duisburg empfunden haben.



Sonntag, 08.10.2017:

Am Sonntag fuhren wir mit der Deutschen Bahn sieben Stunden nach Duisburg. Während der Zugfahrt schauten wir Handy oder redeten über irgendwelche Sachen. Als wir endlich angekommen waren, sahen wir gleich Judiths Gastfamilie. Erst nach einer Zeit fanden wir auch meine Gastfamilie. Der Vater von Alex brachte Thomas zu seiner Familie und dann fuhren wir zu ihnen. Ich bekam noch etwas zu essen und dann war der Tag auch schon vorbei.

Montag, 09.10.2017:

Am Montag wurde uns die deutsche Schule vom Direktor vorgestellt. Danach unternahmen wir eine Stadt Rallye. Ich war mit Alex, Thomas und mit Malte in einem Team. Wir sahen viele coole Dinge, aber das Beste war der Paternoster-Aufzug im Rathaus. Als wir dann nach Hause wollten, bemerkte Alex, dass er seinen Rucksack bei Starbucks vergessen hatte. Wir rannten zurück. Gott sei Dank er war noch da. Endlich zuhause spielten wir Xbox und schauten fern.

Dienstag, 10.10.2017:

Heute teilten wir uns in 3 Gruppen auf. Alle Kinder gestalteten einen eigenen Mosaik-Stein, der dann auch ein Teil des Schulgarten-weges wurde. Eine Gruppe arbeitete in der Küche. Von jedem Land würde ein traditionelles Essen gekocht, das wir dann am Abend beim Barbecue verkosten durften. Die andere Gruppe bastelte ein „Mensch ärgere dich nicht“ Spiel. Am Abend gingen wir dann mit unseren Gastfamilien zum Barbecue.



YouTube
Video

Mittwoch, 11.10.2017:

Am Mittwoch hatten wir am Vormittag einen sehr interessanten Workshop. Wir hörten von Flüchtlingen, wie es ist, aus seinem eigenen Land voller Angst zu fliehen und auch in Deutschland mit Angst zu leben, wieder abgeschoben zu werden und wieder zurück zu müssen, wo sie vielleicht sterben werden. Es war für uns Schüler erschreckend zu hören, wie es in Wirklichkeit ist und ich meine es wird immer in unseren Köpfen bleiben. Es hat auch unsere Meinung zu Flüchtlingen geändert. Nach diesem Workshop und nach der Mittagspause gingen wir dann in den Landschaftspark in Duisburg, wo wir kletterten, das war mega lustig. Danach erkundigten wir mit den Gastkindern und Freunden den Landschaftspark, z.B.: den Hochhofen, etc.



Implementation



Poland

The **German mobility** was an opening one during the course of our project. The main idea was the **botanical garden**. Apart from an impressive **biological value** of the project we learnt how to make **concrete tiles**, that serve the purpose of souvenirs after each student at school. Furthermore, we were asked to prepare **traditional dishes** from each country in order to celebrate a common barbecue with some members of the local community.

Step one was asking all the students in our bilingual classes to prepare a traditional meal. We would later on cook it during the mobility week in Germany. Here's our recipe.

Vegetable shish kebabs


components:

- > 3 small aubergines
- > 7 courgettes
- > 80 dag of small mushrooms
- > 3 red peppers
- > 3 green peppers
- > 3 onions
- > 10 cloves of garlic
- > 12 tablespoons of olive
- > salt, dark pepper

preparation:

- > Wash, dry up the vegetables and mushrooms. Cut into slices the onions and courgettes, cut peppers and aubergines in thick cubes.
- > On soaked sticks stir pieces of vegetables and mushrooms alternately. Pour oil grated with pressed garlic, sprinkle with salt and pepper over the Shish kebabs.
- > Shish kebabs put on barbecue. Grill on each side.

Enjoy your meal 😊



A purely **biological value** could be seen throughout the “travelling plants” subproject. Students exchanged seeds of various plants from their countries. We all planted them and let them grow. Here are some of the effects.





Implementation



Poland

Trying to implement **the tiles** in our school we came up with the idea of **wooden planks** that would remind us of the time when our school was the host of the mobility.



We decided to move one step further and combined the tiles idea with creating **T-shirts** with a traditional **folk print**. Each of the students designed his own T-shirt that later on everyone took home as a souvenir.

The main theme of the **Spanish mobility** was **music**. In the very




Implementation



Slovenia

The idea of starting and keeping a school garden had been present before the mobility at our school, but somehow we were unable to put it into practice. So we sent our Biology teacher to the mobility to Duisburg and when the group returned, she was full of enthusiasm and ideas. The students helped her set up a garden with herb at the back of our school and it meant we have been enjoying it for 2 years now. Everybody loves it, especially when herbs from the garden are then used by students in the Chemistry program to make creams and other products to sell at the farmers market in Lendava or at school to collect money for the socially disadvantaged students at our school.





Implementation



Spain

This was our school garden in September 2017, before our project started.





After our experience in Germany we began building some benches and flower-pots from recycled materials.





We also decorated the columns around the yard to welcome our guests during our mobility.



Implementation





Spain


We built a mosaic with the tiles that the students painted during our mobility.



Now we are growing our ecological orchard and step by step we are transforming the yard into a garden to be used by students and teachers.








BUILDING BRIDGES

BUILDING BRIDGES THROUGH MUSIC


A guide to use **MUSIC**
as an inclusive tool



BACKGROUND

We had the idea of recording a Lipdub at our school in September 2016. The beginning of that year was very special at IES Monegros: we had just found the partners to participate in an Erasmus+ project that would begin in September 2017 if our application was selected.

We chose this version of Jean Jacques Goldman "Je te donne" because it was played in both languages, English and French and because its message about equality and inclusion.



And this was the kind answer from Jean Jacques when we asked him for permission to play the music and lyrics.

These were the most important resources and needs to have in mind if we wanted to be successful:

- To organise all the necessary human resources at the center
- To be sure to have the collaboration of the whole educative community... and more.
- To motivate our teachers and students to change things in our school, to invest a lot of their extra time and enthusiasm.

School 's organisation

Teachers

We organized a **Coordination Commission** at the school. Each of the coordinators of the educational projects of our school were participating, but also our Head of Studies and our Erasmus Coordinator. The tasks of the commission were:

- To advise the Erasmus Coordinator on the pedagogical development of the project and to collaborate with her preparing the application form.
- To work as a school network and a tool to disseminate information on this and other educational projects.




One of our main goals was for all students at the school to participate in one way or another in the elaboration of Lipdub.

Coordinator students:

Volunteers (most of them from the highest grades) together with the two **Coordinator Teachers** were responsible for the designing of the choreography and location of the recordings, they organized the participation of the different groups of students, compiled the necessary material resources and collaborated in the organization of the final recording that would take place during our cultural week in February.

Students participating in our Project for Talented Students:

Three groups of students were invited to collaborate on the project. Two of them (English and French languages) worked to record the song lyrics in the original version. A third group (Music) was responsible to record the music of the song.



One of the French lectures.

Colaborations

Before recording the final choreography at the school, we proposed the school IES Ramón y Cajal de Huesca to collaborate with us in the project. Teachers and students of the Vocational Degree in Image and Sound kindly invited us to record the music and lyrics of our song with our students in their recording studios.



Recording the soundtracks.



Students and teachers recording the lyrics.

We also invited regional media that helped us spread our work..



The final recording

We scheduled our final recording in two complete school working days. On the second day we invited our students' families, neighbours and educational authorities to collaborate in the outdoor scenes and also to help us disseminate our project.

A few days after the recording the video was finally edited by some of our most expert students. We were very anxious to see the final result.

Our Lipdub

Here you can watch our final work:



And here we want to share with you as well a “making of” video summarising all the work done. Have fun!



OBJECTIVES

These are the objectives we wanted to achieve when we applied for this project:

- To promote social inclusion and integration of every single student by sharing new pedagogies and learning approaches (Blended Learning and Service Learning, promotion of ITC, Task-Based methods and Self-Centered activities).
- To tackle bullying.
- To potentiate intercultural competences.
- To foster languages as vehicles of communication in other subjects.
- To create a European consciousness and citizenship.
- To motivate and involve our educative communities into the daily work in our schools.

The Mobility

SCHEDULE

	Sunday 4th	Monday 5th	Tuesday 6th	Wednesday 7th	Thursday 8th	Friday 9th	Saturday 10th
8:30 - 9:20		8:30 Breakfast 9:30 Guided tour to Barcelona 12:00-13:00 LUNCH IN GROUPS	Welcome event B1 Equipo + Josan School tour 21 Erasmus y 6 hosts	1st Workshop: How to organise lip-dub scenes Feli, Josan B1 Castejón, Pallás, Tella, Ropero, Sixena, Berzosa 21 Erasmus + 10 alumnos 2º ESO	1st Workshop Spanish music Toño, Eduardo MUS y B1 21 Erasmus + 22 hosts	1st Workshop: Video Edition RyC Josan L. Salvo, P. Tena 21 Erasmus + alumnos BTO	5:00 Departure to Barcelona
9:25 - 10:15			1st Workshop: Analysis and context of songs Feli, Bea B1 (Sergio, Eva) 21 Erasmus + 10 alumnos 3º ESO	2nd Workshop: Let's build a mosaic (Cruz-Sara) Plástica y LAB 3 21 Erasmus + 22 hosts			
BREAK			BREAK	BREAK	10:30 Travel to Huesca	BREAK	
10:40 - 12:25			2nd Workshop: -Traditional dance (Bea) B1 8 Danzantes + 8 Erasmus -Choreography (Toño, Marisa) MUS 13 Erasmus + 12 alumnos 1º ESO	3rd Workshop: Planning our scene (work in groups) Profes Erasmus B1 Castejón, Pallás, Tella, Ropero, Sixena, Berzosa 21 Erasmus + 10 alumnos 2º ESO 10:40-11:30 Je te donne rehearsals Toño, Feli, Josan MUS 4 E+ L. Gago + P. Sanz	21 Erasmus + 22 hosts + L. Gago, P. Sanz Pedro, Feli, Toño, Josan Visit to Recording Studios Recording a lip-dub	2nd Workshop: Let's edit our lipdub RyC Josan L. Salvo, P. Tena 21 Erasmus + alumnos BTO	
BREAK			BREAK	BREAK		BREAK	

This was our Spanish mobility schedule from March 4th to Saturday 10th 20

Teachers and studens conducting the activities and cl

Sariñena, Spain

March 5th to 9th, 2018

12:45 - 14:30	12:00 Departure to BCN Pedro, Bea, Josan 22 hosts	13:00 Guided visit to Montjuich	3rd Workshop: Exploring new songs Pedro, María, Bea B1 21 Erasmus + 10 alumnos 3º ESO 12:45-13:25 Je te donne rehearsals Toño, Feli MUS 4 E+ L. Gago + P. Sanz	4th workshop: Recording our scene Feli, Josan Entrada, Hall, B1, Biblio Castejón, Pallás, Tella, Ropero, Sixena, Berzosa 21 Erasmus + 10 alumnos 2º ESO + dancers + choreography		Evaluation event B1 y MUS Pedro, Josan 21 Erasmus + 22 hosts Cuestionario familias y profes	
LUNCH			LUNCH				
15:30 - 17:30	16:00 Arrival BCN El Prat	16:00 aprox Departure to Sariñena	17:00 Guided tour to Sariñena Pedro, Manuel, Josan 21 Erasmus + 22 hosts + 18:30	17:00 Traditional outdoor games International football/basket matches Public activity 19:00	16:00-17:30 Huesca guided tour Free time 19:00-20:00 Return to Sariñena	19:00 DISCO Public activity for Erasmus and school students 21:00	
17:30 - 19:30	18:00 Bus departure to BCN hostel (Group I) Pedro, Bea + 17 Erasmus + 22 hosts + 19:00 Check in						
	19:30 Dinner 20:15 Departure to BCN hostel (Group II) Josan + 4 Erasmus Barcelona by night Getting to know each other	20:00 Families welcome					

18. This document was shared with our partners long before they visited us.

Classroom numbers are highlighted in different colours.

The Mobility

ACTIVITIES

How to record a Lipdub in three days when we needed more than four months last year to do it?

That was our big question and challenge when we started organising our mobility to welcome our friends at Sariñena. Not to mention coordination and previous work with our partners, scheduling transportation, finding hosting families, bookings, coordinating our work with other schools, groupings and so on...

Fortunately many people has been working and cooperating to make this possible: a teacher comission has been coordinating the activity since september and many students and families have been strongly involved with our project and made their best efforts to collaborate with the activities and organisation.



It has been a stressful week. We have spent three intense days working on the making of a lipdub: choosing songs related to inclusion and social commitment, analysing their lyrics, rehearsing dances and songs, preparing choreographies, recording our song in a professional studio, recording our video and finally editing our own products. Busy? Not really. We still had time to visit

Sariñena, Spain

March 5th to 9th, 2018

Barcelona, Huesca and Sariñena, of course, record a report for our local TV, invite our partners to paint a tile to build a multicultural mosaic as we learned in Germany and in our free time we could play traditional local games, some basketball or football or even enjoy a disco evening.

Do you want to know in detail our week programme and the opinion of our partners and friends? Then you need to visit the following links:

Monday



In our second year of high school we spent a week in Spain, Sarinena. It lasted from the 4th until the 10th of march. We can all agree, that our favourite day was the one spent in Barcelona. After breakfast, we split into groups and each group explored the city through different routes. Different ways lead us to the same location. We used a map on our phone, with the help of Spanish students. On our way we visited different shops and cultural monuments. For

example different churches, squares and our favourite street La Rambla. During our tour we got the chance to talk to our hosts and get to know each other. We didn't really get along, because of the age difference and most of the time they were quiet and restrained. Besides their English wasn't as fluent as we would have expected. It was very difficult because of that, especially at the beginning and we think that they should have put more effort into interacting with us. But on the other hand, we got along much better with students from different countries because



The Mobility

ACTIVITIES

they were more mature and had similar opinions, lifestyle, habits. Even though we didn't get on that well with our hosts we still enjoyed participating and learned a lot about their culture. All in all we would recommend the project regardless of our mediocre experience.

Tuesday

At the beginning of the day the Head teacher of Sarinena's school welcomed us in their school. Then he showed us the whole school. The School in Sarinena is not very big, but it is very cool. After sightseeing we had some workshops. During those workshops we were analysing the songs which we had prepared in our own schools. We were listening to those songs and then we had some games connected with the songs like "Fill the gap". Then we had half an hour break. After the break, the students told us something about traditional dances in Spain. Then we grouped one group to go to learn body percussion and the second group went out to learn some traditional dances. When we learnt body percussion and dance Local TV came and recorded everything. After this came time for a short break.

Next, we were analysing the song which the hosts chose for the lip dub which is „Je te donne“. We played some games connected with this song too .Then



Sariñena, Spain

March 5th to 9th, 2018



we got time for siesta so two and half hour of leisure time. At 5 p.m. we all met next to the church. We went to see most important places in Sariñena for example; church, museum of Sarinena. At the end of sightseeing and the day we went to the beautiful lagoon. In the lagoon there is an ornithological observatory.

Wednesday

Day three, more or less the middle of the project week, was an important day in succeeding the main goal of the week. On this day we had to prepare the recording of our own lip dub. Multiple workshop were ahead of us. The first workshop was immediately a very important one. It was about organizing the lip dub. In groups we divided up the work and started brainstorming.



'Which kind of choreography will we use?' and 'do we need any materials or certain clothing?' were only a few of the questions occurring. This information was important for the planning of the lip dub, which we were able to finalise in another workshop later that day. In this workshop we planned the whole procedure. It was very important to know what came first, which things we had to bear in mind, et cetera. During these workshop we had to work as a team and talk a lot, which wasn't always easy.

Later on there was the opportunity to implement the things which our classmates had learned in Duisburg. Over there they had made cobblestone to create a pathway in the local school garden and now it was up to us to do

The Mobility

ACTIVITIES

something similar in the yard of the Spanish school. The idea behind it was the same as in Duisburg, the outcome looked great. All of us have left a memory for the future. Some creative pieces of art are now to be admired in Spain.

After all of this, the big moment had arrived. In the last workshop of the day we recorded the scene for the international version of the song 'Je te donne'. Some takes had to be shot several times, but in the end all of us were glad to have finalised this part. Now it was up to the computer professionals to create a nice video out of the material which had been recorded.



Some of our brains had started smoking because of all the intense labour and creative work. The lunch break was more than deserved and we still hadn't got used to the late lunch. The siesta was warmly welcomed and we could look forward to the evening activities. For us it was great feeling to be outside in the evening in the beginning of March to play some traditional games. To play the games, you often don't need an international language to communicate. Body language is more than important. We enjoyed the last part of the day a lot. Two more days were still to come.

Sariñena, Spain

March 5th to 9th, 2018

Thursday

Like usually we first met at the school. This day we started with a workshop where we rehearsed a traditional dance and a body percussion for the lipdub that we filmed a day after. Meanwhile there came a TV-team that filmed parts of the dance and body percussion and interviewed some students and teachers. Unfortunately they only speak Spanish.

After finishing the workshop we went to Huesca by bus with our host students. It was great that they took part. It is a city 1 hour away and a bit bigger than Sarinena. We visited a High School in which we have seen a professional recording studio. One of each country was allowed to sing the lipdub song we had chosen. It was a great experience for us and the students who sang. At this time we had a short rallye in small groups in which



we had to answer questions about different check points and sights of Huesca. Furthermore we had freetime to shop and eat lunch. It is a great city with a nice centre and fortunately the weather was fantastic. We had so much fun and of course we spent some money on clothes and souvenirs for our friends and families home.

Then we went back to our host village and all of us were a bit tired. After dinner

The Mobility

ACTIVITIES

we met our friends in the city centre of Sarinena and enjoyed our free time.

We had a great evening with lots of fun. All in all the hole week was a great experience for all of us and we would like to come back to Spain in future.

Friday

This was the last day of out mobility.

When we arrived at the school, two activities were scheduled. In the first one they taught us how to use a video editor. The workshop was directed by two senior students of the school and we did several editing exercises. We also prepared the trailer of the Lipdub that we were editing in the next workshop.

In the second workshop we edited our lipdub with the images and videos we recorded throughout the week and with the music and lyrics that our partner recorded in Huesca. This was quite a funny and interesting activity for many of us and our Lipdubs will always be a fantastic memory of our trip.

Our final activity before lunch was an evaluation one. We were ask to answer and comment some questions about the week.

We had some free time in the afternoon and then in the evening we were invited to a disco. We could dance with the music that all the partners selected and we met many other students as all the school students were invited. We had a lot of fun.



Sariñena, Spain

March 5th to 9th, 2018

PRODUCTS

And these are our final products. They are really the work and the memories of a whole week summarized in three intense minutes. Please, notice that all of them share the same introduction (about 1 min 35 sec), but from that minute on they are all original editions.

Enjoy them!

This is the lipdub edited by Wiktorja, Beata and Amelia, from Poland:



Our Swedish friends, Nellie and Ella, made this one:



The Mobility

This is the lipdub that Alex and Regina, from Germany, made:



Next one was edited by Jakub and Filip, from Poland:



Time for the Austrian team: Hannah, Helene and Viktoria.



Sariñena, Spain

March 5th to 9th, 2018

From Germany, this is Erva and Victoria's work:



This little masterpiece was edited by Hugo and Alvin, from Sweden:




This one was made by our Slovenian team: Tjasa, Zala, and Teja.



The Mobility

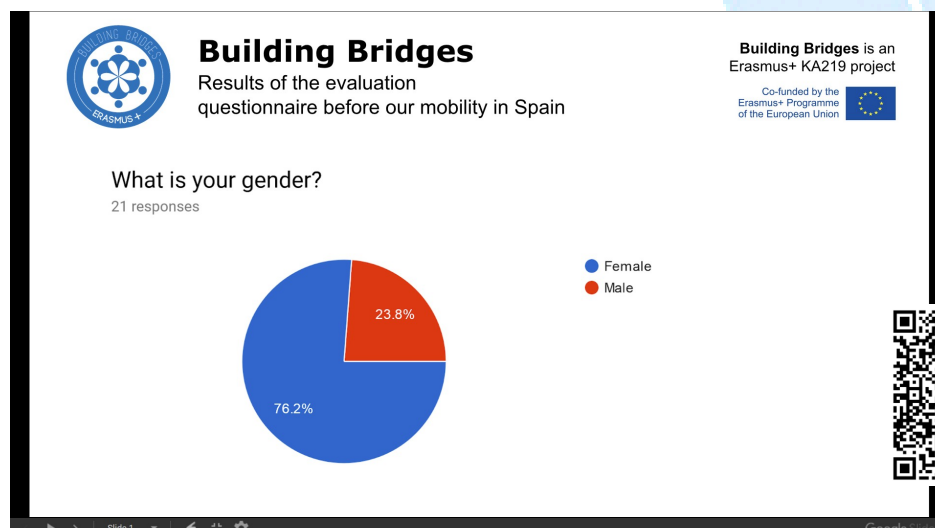
This is the work of Jennifer and Andrea, from Germany:



EVALUATION

Students' evaluation

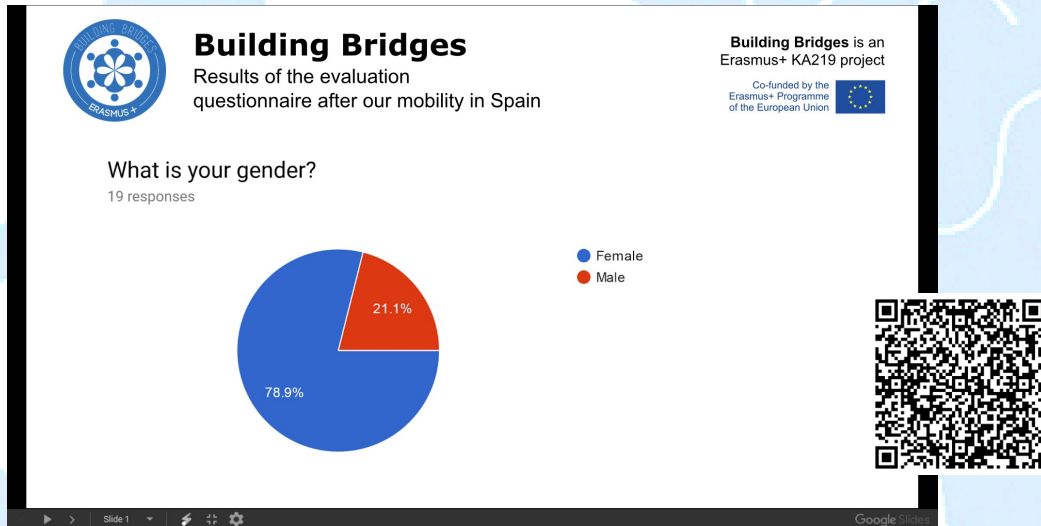
These are the answers to the [questionnaire](#) that our guest students were asked to fill in before the mobility.



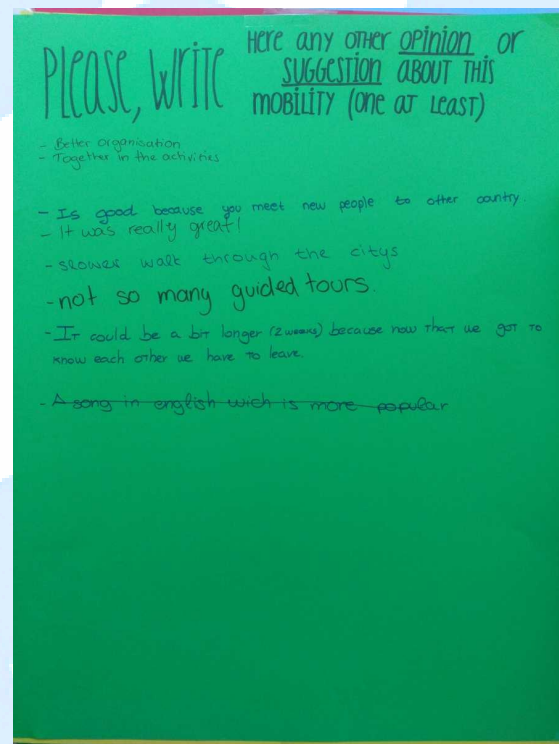
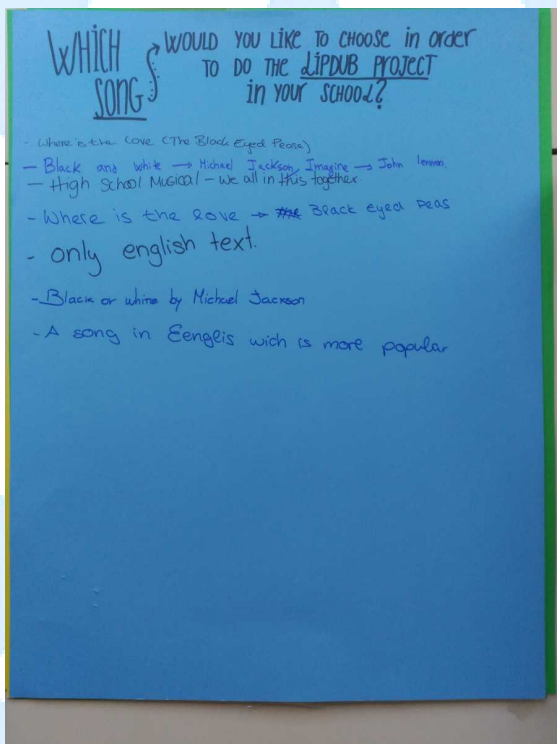
Sariñena, Spain

March 5th to 9th, 2018

And here you can compare with the answers of the [questionnaire](#) they filled in after the mobility.



We asked our guest and host students to give us their feedback about the activities and organisation of the mobility. Here you have their **free comments**:



The Mobility

meeting students from so many countries has been easy/difficult? why?

Difficult, because you don't know everyone, but later it's easy

- It's easy because the people is nice, in the same situation
- It was hard because some of them don't speak english so good. That's why ~~see~~ it was hard to communicate with them.
- No, because you can have fun with them.
- Difficult, because the communication is very difficult
- At first it was difficult and then it got better. At the beginning we were shy and only with our friends, but as the time passed we got closer with people from other countries too.
- More time without teachers, because they make you feel uncomfortable.

WHAT I WILL ALWAYS REMEMBER FROM THIS ERASMUS MOBILITY IS...

- All the people we meet
- The people of the project
- The friends and the people
- All the friends from different countries.
- people
- meeting people from other country
- people and the experience
- Meeting people of different countries and making new friends

THE BEST ACTIVITY OF THE WEEK WAS (AND TELL US WHY):

- sightseeing in Barcelona because we saw a lot of new things.
- Barcelona tour / Because Barcelona is a very beautiful city
- To record the clip dub, Go to Barcelona, free time in Huesca and the games.
- The best activity was sports and Barcelona, because it was fun!
- Video making
- Singing in the Studio
- Barcelona tour because we saw many popular places and we had fun meeting us!
- The best activity was the visit to Huesca, because we could talk with each others without teachers


IT WAS DIFFICULT TO ME...

- Talk to new people and talk English in the first days
- Talk with the other people
- Communicate and speak english
- Talk to everyone
- speak English all the time.
- Sometimes it was difficult to communicate mostly at the beginning of the week.
- Talking to people who didn't understand what said and explaining them the words

Sariñena, Spain

March 5th to 9th, 2018

TELL US WHAT HAS BEEN BETTER THAN YOU EXPECTED:

- We didn't expect that we get so close in this one week with different people
- The weather and the food.
- The weather! 
- Meet people from other countries
- speak with the other people with the other countries.
- The friendships and the connections between people
- To have a conversation with other people

AND... TELL US WHAT HAS NOT BEEN SO GOOD:

- The weather
- The organisation of the program, because we weren't in with the partners
- The map with the checkpoints, because sometimes it was hard
- The communication only to understand each other
- The time of the party, the hosts should be more involved in the activities.
- too many sightseeing
- Spend more ~~than~~ time in the morning with the other people hosts and guests.
- We walked too much and in the rain.
- In the groups we couldn't talk ~~with~~ to who ever we want

Will you recommend Erasmus+ TO YOUR FRIENDS? WHY?

- Yes, because it is a good experience
- Yes, because we made new friends, saw and learn new things and we improved our English skills.
- Yes, because it is a great experience, you improve your English and you make friends.
- Yes, because you can make a new friends.
- You can know other ~~countr~~ cultures.
- Because you learn English, you meet new people and the experience.
- Yes, because it's a great experience we improved our ways to communicate we got to know new cultures.
- Yes, because it's a nice experience to meet new people from other countries and to learn about their cultures

The Mobility

Teachers' evaluation

The quantitative results about our students' most important expectations are:

1. To improve their language skills. Here the results are contradictory: 58% of our students consider that they slightly or highly improved their language skills, however 42% of them consider that they didn't. In a later question however 95% of them show that they felt more comfortable than nervous speaking English.
 2. To learn about different cultures: 95% of the students were slightly or highly satisfied about their achievements.
 3. To make new friends: 84% of the students were slightly or highly satisfied about their achievements.
- 89% of the students consider that they got more tolerant after the mobility, which is a great output for the project.

When students were asked about qualitative issues such as their expectations or the differences or similarities found after the experience we have a wide range of answers: most of the stereotypes or expectations related to climate, food, timetable were really fulfilled, some differences were found amongst our school systems, however our students realised that there are no such big differences amongst teenagers and their lifestyle.

During the first days of our mobility we had to solve some problems caused by the lack of communication abilities and language skills. Students were asked to make an effort to communicate with their partners and at the same time they were taught that the ability to communicate and inclusion for us were objectives as important as those intended for the programmed activities.

Regarding the activities for the week our assessment is very positive, since it was a very ambitious schedule, we managed to develop our final products

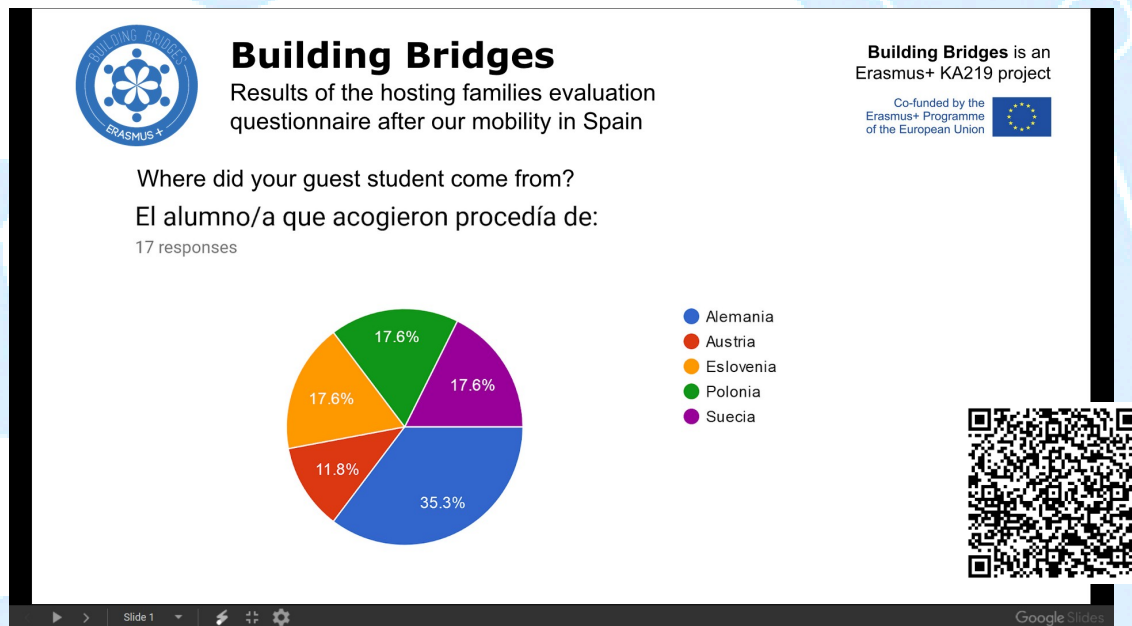
Finally we had excellent feedbacks from teachers, students and families. The first question asked at our family meeting was "when will you organise the next one? because this has been a fantastic experience for everyone at home". The experience has changed the point of view that all the community had about the project and about the learning opportunities that our students have participating in it. New horizons have been discovered and now the project is one of the educative references in our school.

Sariñena, Spain

March 5th to 9th, 2018

Host families' evaluation

Our host families were asked to submit an evaluation questionnaire after the activity. Here you read can their [feedback](#).



Implementation



Austria

Soon after Viktoria, Hannah and Helene came home from Spain they showed their fellow classmates what they had learned in our Spanish partner school. They had been working a lot with the song 'Je te donne'. During a music lessons class 4B of the NMS St. Agatha sang the song again.

Here is the [result](#):



Together with the accompanying teacher Doris Bartos they also wrote a report for our school's magazine. If you want to have a try reading it in German, go ahead. Maybe an online translation can help you a lot as well.

The skills that the three girls have learned were shared with the pupils from the NMS St. Agatha. Recording and editing videos is an important tool nowadays. Not soon after their trip to Spain they celebrated their farewell party,

Erasmus+ Projekt in Spanien

Nach der Ankunft in Spanien verbrachten wir zuerst eine Nacht in Barcelona. Dies war teilweise sehr anstrengend, da die Spanier untereinander nur spanisch redeten und sich keiner traute, Kontakte zu knüpfen.

Am nächsten Tag gab es Frühstück. Danach marschierten wir in kleineren Gruppen, mit GPS-Daten auf dem Handy, durch Barcelona. Nach dem Mittagessen kam die Sonne endlich heraus und die Gruppen trafen sich wieder. In der Freizeit gingen wir zum Strand, dort befand sich auch ein Shopping-Center.

Am Montag erreichten wir erst um 21 Uhr Sarinena, also verlief die Begrüßung eigentlich ziemlich schnell. Die ersten Tage hielt ich mich oft in meinem Zimmer auf. Die Familie war jedoch sehr nett und großzügig. Auch das Essen war lecker. Ich fand es interessant, neue Gerichte kennenzulernen.

Am nächsten Tag besuchten wir die Schule dort zum ersten Mal, dort hatten wir einige Workshops. Nach der Schule konnten wir entspannen. Später trafen wir uns wieder und machten einen Spaziergang durch Sarinena. An diesem Tag sprach ich zum ersten Mal mit der Schwedin Ella. Wir hatten zufällig den selben Workshop gewählt und saßen nebeneinander. Da wir später ein Musikvideo aufnehmen mussten, lernten wir eine Choreographie, dadurch kamen wir ins Gespräch.

An den weiteren Tagen arbeiteten wir an der Produktion des Videos. Unter anderem fuhren wir nach Huesca, einer etwas größeren Stadt als Sarinena, in das Tonstudio.

Am Freitag bearbeiteten wir das Musikvideo in der Schule. Am Nachmittag machten wir uns für die Disco fertig, die am Abend stattfand. Hier hatten wir sehr viel Spaß beim gemeinsamen Tanzen.

Ich fand die Woche in Spanien sehr cool und interessant. Der Ausflug nach Huesca gefiel mir am besten.



Meine Highlights waren der Besuch in Huesca und die Disco. Schade fand ich, dass wir in Barcelona sehr viel zu Fuß gehen mussten und selten pausierten.

Viktoria 4b

Hannah 4b



Link zum Video



together with the whole fourth grade. This evening programme for teachers and parents is generally full with nice sketches, songs, dances and many more. It is all preformed live on stage or ... shown in videos, as learned at the IES Monegros in Sarinena.

Thanks for the wonderful stay at your school!

Implementation



Germany

The topic in Spain was music. In advance they asked us to think about songs and to analyse the lyrics that promoted friendship, teamwork, but also inclusion and feeling different. Here is what the German students selected.

I took my baby on a Saturday bang
Boy is that girl with you Yes we're one
and the same

Now I believe in miracles And a miracle
has happened tonight

But, if you're thinkin' about my baby It
don't matter if you're black or white

They print my message in the Saturday Sun I
had to tell them I ain't second to none

And I told about equality and it's true
Either you're wrong or you're right

But, if you're thinkin' about my baby It
don't matter if you're black or white

I am tired of this devil I am tired of
this stuff I am tired of this business
Sew when the going gets rough I
ain't scared of your brother I ain't
scared of no sheets I ain't scared
of nobody Girl when the goin' gets
mean

Protection For gangs, clubs, and nations
Causing grief in human relations It's a turf war
on a global scale I'd rather hear both sides of
the tale See, it's not about races Just places
Faces Where your blood comes from Is were
your space is I've seen the bright get duller
I'm not going to spend my life being a color

Don't tell me you agree with me When I
saw you kicking dirt in my eye
But, if you're thinkin' about my baby It
don't matter if you're black or white

I said if you're thinkin' of being my baby It
don't matter if you're black or white

I said if you're thinkin' of being my brother It
don't matter if you're black or white Ooh, ooh
Yea, yea, yea now Ooh, ooh Yea, yea, yea
now

It's black, it's white It's tough
for them to get by It's black,
it's white, whoo

It's black, it's white It's tough
for them to get by It's black,
it's white, whoo

Why we have chosen this song? We chose this song because it says it doesn't matter if you are black or white. It is about racism and treating people equally. And we think it is a good song. The song is catchy and still about a serious topic.

Meaning of the song We think racism, equality and to build bridges between all kinds of cultures is important things that are included in this song.

The song title? The title "Black or white " is about racism. Both the title and the song means that it's bad with racism , and that's what we think too.

Why the authors wrote the song? We believe Michael Jackson wrote this anti-racist song because he wanted to make people pay attention to the fact that racism is still a bad thing in our world today. Since he was such a great artist it was easy for him to make a difference and make the song famous.

Our Spanish partners produced a Lipdub in advance and showed us during their mobility how to produce a Lipdub. Back home the teachers and students were so impressed that they started to think about to produce their own Lipdub. The whole school took part and the final product was amazing. We did the same in the following year. Here you can see our Lipdubs.



Implementation



Germany



While we produced the second Lipdub it was the time of the Polish subproject and we were thinking about to combine the topic of social commitment with music, that was the reason for choosing that song, because together we can reach everything.

Music has been a part of every mobility ever since. We all danced "Honey, honey" by ABBA in Austria.



The students enjoyed learning and presenting choreographies. So it went on to dance Zumba with children with special needs in Poland.



We liked the idea of creating choreographies and see the kids having fun, so we decided to take part in a local dancing activity. It was organized against violence.



Implementation



Poland

The main theme of the Spanish mobility was music. In the very beginning each of the partners was asked to choose and analyse the lyrics of a song that promoted friendship, teamwork but also was inclusion and feeling different. Here is what the Polish students selected.



You've got a friend in me – Randy Newman

You've got a friend in me
You've got a friend in me
When the road looks rough ahead
And you're miles and miles
From your nice warm bed
You just remember what your old pal said
Boy, you've got a friend in me
Yeah, you've got a friend in me

You've got a friend in me
You've got a friend in me
You've got troubles, and I've got 'em too
There isn't anything I wouldn't do for you
We stick together and can see it through
'Cause you've got a friend in me
You've got a friend in me

Some other folks might be
A little bit smarter than I am
Bigger and stronger too, maybe
But none of them will ever love you
The way I do, it's me and you

Boy and as the years go by
Our friendship will never die
You're gonna see it's our destiny
You've got a friend in me
You've got a friend in me
You've got a friend in me

Why we have chosen this song / Topics

This song is very clever because it says that you have a real friend, who will always help you in need and can do everything for you. In the difficult times of exclusion we all need someone to talk to, to be with and to share our emotions. Therefore, friends and friendship is something we should never neglect and forget.

Friendship will never die and your friend loves you the most in the world. You can always depend on your friend, he/she will always stay with you. The proverb "A friend in need is a friend indeed" illustrates exactly what friendships is. Moreover, this song was written for the cartoon "Toy Story" which a funny story about Toy friends staying together and overcoming numerous difficulties.





Loneliness – even if we are far away from our hometown, from our relatives and all the comforts of our everyday lives, we can always count on our real friends and the distance does not matter.

Working/staying together – the author indicates that friends are united and often have common future and destiny.

Feeling worse/weaker – It does not matter how smart, big, strong you are, your feeling and emotions are the most important things that count in friendship.

The song title

This title refers to having a real friend, who loves you so much. It is a positive song, that says that we are not lonely individuals, but everyone can have a friend in somebody.

Why the authors wrote the song:

The authors sang it to show how much your friend loves you, can do for you everything and will always be with you to help you with your problems. The song is directly connected with the cartoon and illustrates the teamwork, friendship, staying together of the Toy Friends trying to find their place in the new difficult reality.

The song was chosen and described by Polish students.

Music has been a part of every mobility ever since. We all danced “Honey, honey” by ABBA in Austria. We later presented the dance to Polish students in our school in Kartuzy.



Implementation




Poland

And learned to dance with children with special needs in Poland.



There was a disco in Germany and in Austria.



Implementation



Slovenia

The stay in Spain was full of pleasant activities and new friendships and our students enjoyed every moment of it. There was music and song and dance and sometimes even sunshine.


What we took from this experience most and adapted it to our situation is the idea of a virtual guided tour around the town. It took our students almost a year to research all the sights and prepare an application to tour our town – made primarily with our guests from Erasmus+ in mind, but also adaptable to any other guest to the school or tourist in our town in the following years.

The mission can be accessed from mobile phones only and it is available in 4 languages – Slovenian, Hungarian, English and German.

[The instructions for use can be found here.](#)







BUILDING BRIDGES

MEDIA AND INCLUSION

A guide to use MEDIA
as an inclusive tool



BACKGROUND

The topic for the mobility was **media**. We wanted to use our experience in producing a magazine and share this with our partner schools. This week was the perfect opportunity to go a bit more in detail and therefore we planned a visit to the newspaper 'ÖÖ Nachrichten'.



In our previous school magazines we published articles about the Erasmus+ project, but this time we wanted to go a bit further and produce an issue completely in English. The plan was to work on this special edition all together, that means that everyone would contribute.

OBJECTIVES

Objectives

Throughout the Austrian mobility the focus was on different kinds of media. The objectives leading to a successful outcome were following:

- Analysing how media influences the way we perceive reality

- Promote critical thinking

- Raise awareness of different media and by this point out that they are free citizens and they can form their opinion about topics, such as integration, freely.

- Improve the use of ICT skills

A look at the schedule shows that there were other activities as well. We put into practice what we had learnt in Germany and created a wooden fence to brighten up the entrance to our school. The objectives for that can be found at the German mobility project and should not be repeated here.





One of the activities was building the Leonardo Da Vinci bridge. Objectives related

Increasing the ability of working in groups and learning to deal with the advance
Learning about symbolic acts to state the necessity and value of our project and



d to this activity were:

tages and disadvantages involved.
nd project work in general.

The Mobility

SCHEDULE

Planning the schedule for a whole week with children and teachers of our partner schools was one of the most complicating things to do within this project. The initial brainstorm even took place some time before the project was accepted.

Doing it together with a team of colleagues made it a lot easier. Helping each other out was crucial in succeeding. By dividing the workload some of the 'weight' of this was being split up on many shoulders. The names of the colleagues who helped are to be found in brackets within the schedule.

At the end of this section you can find a grid with an overall plan of the week. This summary was given to the host parents. Of course we wouldn't have succeeded without their help and logistics.

Monday 08.10

07:45-08:35 Welcome by the headmaster (Thomas Ferchhumer)

Video about our school

Song „Je te donne“ (school choir)

Guided tour through the school building

08:40-09:30 Group activity games at the gym (Daniel Reitmayr)

09:30-09:45 Break

09:45-11:30 Lesson observations

11:35-12:00 Lesson reflection + feedback (Niels Vandeputte)

12:00 - 13:15 lunch at school + free time activities (table tennis, fun court, ...)

13:15 - 14:00 geocaching explanation and functioning of the GPS units (Niels Vandeputte)

14:00 - ca. 15.55 geocaching. Children go through the village in small groups.

15:55 pick up at school

19:00 Sports at the gym

20:00 pick up at school

Sankt Agatha, Austria

October 8th to 12th, 2018

Tuesday 09.10

08:40 - 09:30 Dance workshop "Honey Honey by ABBA" (Gabrielle Fellingner and three pupils: Valentina, Isabelle and Carina)
09:30 - 09:45 Break
09:45 - 11:30 Dance workshop Pt.2 + videotaping
(if there is too much time left, group cohesion game)
11:30 - 12:00 Lunch at school
12:00 Bus to Linz + free time in Linz (small groups with at least one Austrian child per group)
14:00 Linz city tour. Guided tour through Linz (Thomas Ferchhumer, Gabrielle Fellingner and Niels Vandeputte)
16:00 Bus to St. Agatha
16:45 Pick up at school

Evening: local bowling in Neukirchen
meeting point: 19.30 at the bowling alley

Wednesday 10.10

07:50 meeting point LiLo-Haltestelle Schurrerprambach (Thomas Ferchhumer, Gabrielle Fellingner and Niels Vandeputte)
08:04 - 09:12 LiLo departure
09:30 OÖ Nachrichten (newspaper) - News room visit
11:00 Tram to the Plus City shopping mall (Tram4: 10:46, Tram 3: 10:54, Tram 4: 11:01)
11:30 - 13:30 Lunch break at the Plus City + free time
13:30 Walk
14:00 - 15:30 OÖ Nachrichten - Print center visit
15:30 Walk to the Plus City
16:11- 16:25 Bus 625
16:31 - 17:25 LiLo (train) and tram to St. Agatha (FEGA)
17:25 Arrival Schurrerprambach + pick up

Thursday 11.10

08:40 - 09:30 Da Vinci bridge (powerpoint explanation + building a small scale model in groups) (Niels Vandeputte)
09:30 - 09:45 break
09:45 - 12:00 Workshops
Workshop 1: ecological garden - designing a wooden board (Christa Wintersberger)

The Mobility

SCHEDULE

half of the group starts with this workshop (6 Austrians + 6 guests)

Workshop 2: street art - drawing a river (Doris Bartos)

the other half of the group starts with this workshop (5 Austrians + 6 guests)

workshop 3: building the Da Vinci bridge - large scale model (Niels Vandeputte)

The ones who have started with workshop 1 participate in this workshop after they

have finished their first workshop.

The ones who started with workshop 2, go to workshop 1 when they have finished.

12:00 - 13:15 lunch break

13:15 - 14:05 Workshop: Putting all the ideas and impressions of the last few days together

+ creating a school's magazine (guest kids + some Austrian children) (Niels Vandeputte)

preparing the disco (Gabrielle Fellingner + some Austrian children)

14:10 - 15:00 - Closing feedback with posters (Niels Vandeputte)

- putting a lock on our tree (Niels Vandeputte)

- handing out presents (Doris Bartos)

- closing words of our headmaster (Thomas Ferchhumer)

19:00 - 20:45 Disco (Meeting point: Hotel Kocher) (DJs Lea+Emily)

Friday 12.10

07:45 Bus to Wels (Niels Vandeputte und Doris Bartos)

08:45 - 12:00 Designing a trickfilm

12:00 Bus to St. Agatha

Sankt Agatha, Austria

October 8th to 12th, 2018

Austrian mobility	Monday 08.10	Tuesday 09.10	Wednesday 10.10	Thursday 11.10	Friday 12.10
07.45	- Welcome - Guided tour through school - song 'Je te donne'		LiLo (train) and tram to Linz		Bus
08.30	Group activity games at the gym	Dance workshop: Honey Honey (ABBA)		Workshop: Building Leonardo Da Vinci's bridge	Designing a trickfilm (Wels)
09.00					
09.30	Break	Break	OÖ Nachrichten (newspaper) - News room visit	Break	
09.45	Lesson observations	Dance Workshop Honey Honey (ABBA) 11:30 lunch at school	Tram to the plus city shopping mall	Workshop: Building Leonardo Da Vinci's bridge	
10.00				Workshop: Street art	Workshop: Ecological garden
10.30	Feedback session				
11.00					
12.00	Lunch at school	Bus to Linz	Lunch	Lunch at school	Lunch
13.00		Free time			
13.30	geocaching	Linz city tour / Guided tour through	Walk	Workshop: Putting all the ideas and impressions of the last few days	Online feedback Youth/Profession fair (Austrian Students 4A)
14.00			OÖ Nachrichten <ul style="list-style-type: none">Print		
14.30					
15.00					
15.30		Linz	center visit	together + creating a school's magazine (EU-kids) <i>Disco prep. (Agatha kids)</i>	
16.00		Bus to St. Agatha	Lilo (train) to St. Agatha		
evening	Sports at the gym	Local bowling (Neukirchen)		Disco (Hotel Kocher)	

The Mobility

ACTIVITIES

At the beginning of October 2018 the NMS St. Agatha welcomed 12 guest students from its partner schools. It was the beginning of a wonderful week. On the next few pages, you get a view on what has been done throughout these days. Enjoy reading!

Monday October 8th

In the early morning we met at school and were welcomed by the very friendly headmaster and coordinator and all the students were singing for us the song "Je te donne". After this warm welcome, our hosts have shown us their school and we had a little break where we talked to our hosts and other students from the school. Then all of us were invited to come to the gym to have some fun games to get to know each other.

In the following hours we observed different lessons like Math, English, Biology and Religious Education. It was interesting to see how school works in Austria. And of course there are a lot of differences and similarities. Underneath you can read some of the feedback of the lesson observations



Lesson observation feedback

The students visited some lessons in the Austrian school (NMS St. Agatha) and afterwards completed an online questionnaire. Here are some of the re-

Sankt Agatha, Austria

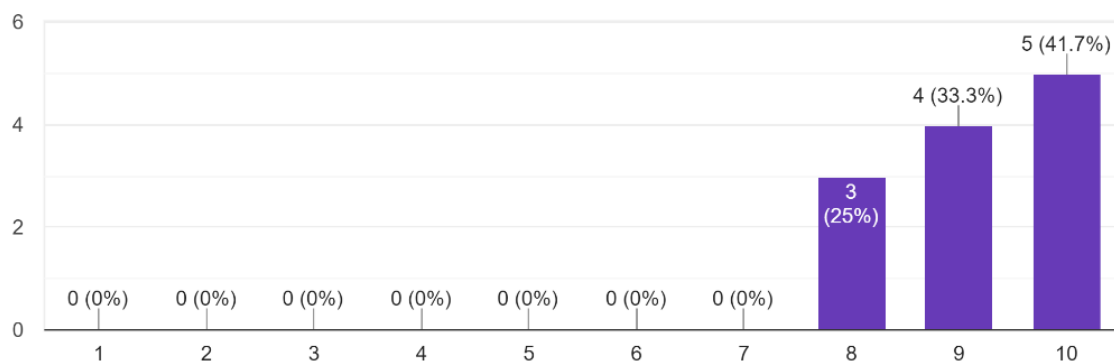
October 8th to 12th, 2018

sults. The full list of results can be asked for.

School building, classroom and equipment.

Give a mark from 1 to 10 for the Austrian school building.

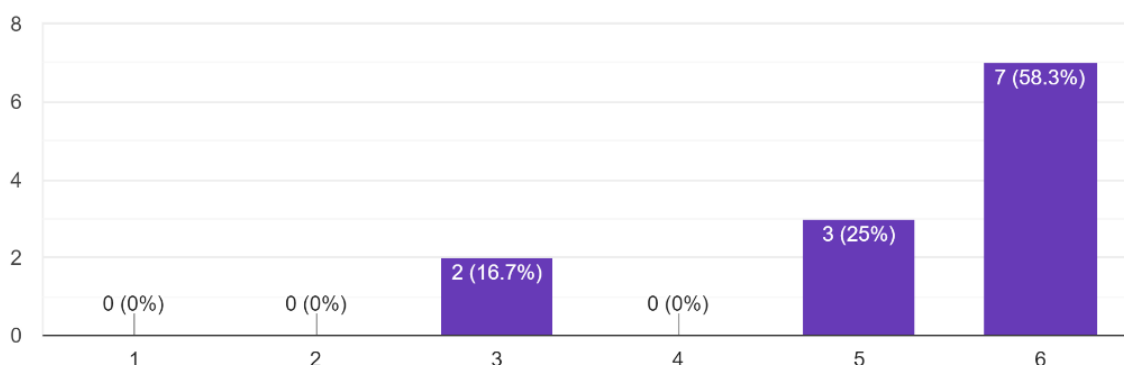
12 responses



1= The Austrian school building is not nice, 10= the Austrian school building is very nice

Would you like to have similar classrooms in your home country?

12 responses



1= I like the classrooms in my home country more, 6=I like the classrooms in the Austrian school more.

The Mobility

ACTIVITIES

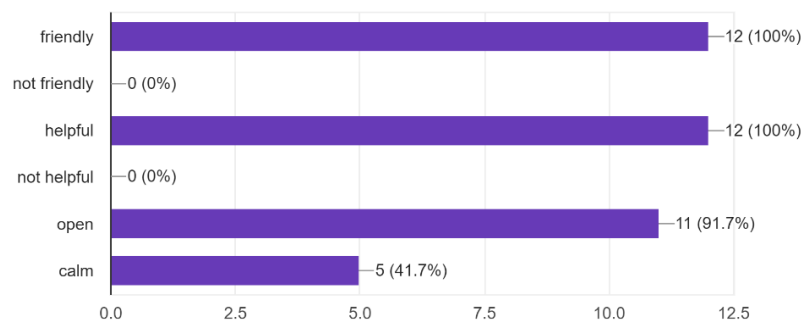
Some more comments:

- The Austrian school is very nice. I like that there are not so many children as in our school in Germany. I really like how they work with the equipment.
- This school is modern and great, teachers and students are nice!

2. Lessons

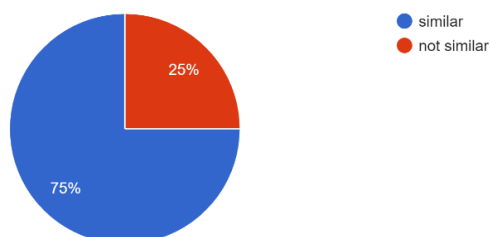
The teachers were in general ...

12 responses



The lessons were in general ... to the lessons in my home country

12 responses



Sankt Agatha, Austria

October 8th to 12th, 2018

Some more comments:

- The lessons were interesting and not similar to lessons in Poland.
- I like how teachers can work with children.



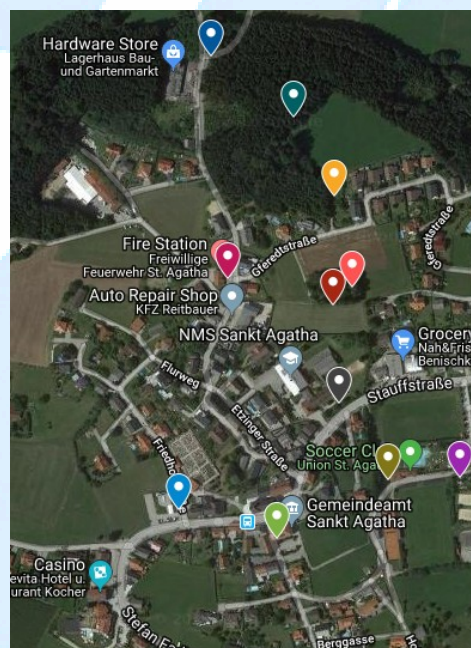
After a delicious lunch at school we divided ourselves in groups and went on an amazing geocaching tour through St. Agatha. We had to find different points with the help of coordinates which lead us to a final solution. We had the chance to see that incredible panorama of Austria and in between we laughed a lot by searching for the letters.

After some free time with our hosts and their families we met in the evening at the gym again to play "international ball" in teams. This was a lot of fun and we found friends from other countries we will never forget.

This was the beginning of a wonderful week.

The teachers also joined on the geocaching trip and took a picture in front of 'the Fadinger Statue' in the centre of St. Agatha.

Here's the map which was used for the geocaching. The following QR code shows you the coordinates. If you ever want to see St. Agatha, feel free to use them.



The Mobility

ACTIVITIES

Tuesday October 9th

On Tuesday we came to school at 8:30. We had a dance workshop in the morning. We learned the choreography of 'Honey Honey' by Abba. In small groups we practiced the dance to perform it later on in front of the camera.



After an early lunch, we took a bus to Linz. There we had a guided tour of the city and some free time for shopping. First we got some information at the big **main square with its column**. In the **old city town hall** we walked on a giant map of Linz which helped us to orientate. Afterwards we went to the **city castle**, from where we had a beautiful view over the city and the Danube.



Sankt Agatha, Austria

October 8th to 12th, 2018



Later we visited a regional administrative center (**Landhaus**), where once was a school, in which Johannes Kepler also taught. On the way over there we saw the **Mozart house**. Mozart did not live in Linz but he has composed a symphony during one of his stays there. We also went to **the University of Arts** and visited other sights in the city.

In the evening we had a lot of fun at the bowling in Neukirchen am Walde.

Underneath you can see a map of the city centre of Linz. This might help you to orientate if you ever plan to visit the capital of the province Upper Austria.



The Mobility

activities

Wednesday October 10th

In the morning we took the Lilo Train to Linz.

Next, we went to OÖ Nachrichten newsroom. It was really interesting. The guide showed us how the newspapers are made. Afterwards he showed us how to write articles and how journalists collect information. We saw how they prepare their articles in the newsroom. We saw the statistics of how many people read their newspapers and what is the most interesting for them.



Sankt Agatha, Austria

October 8th to 12th, 2018

After that we went to the Plus City – an enormous shopping centre. We had two hours of free time. Some of us went shopping. Almost every single person went to McDonald's for lunch. That was a really good time for all of us. We spent a great time with our newly met friends from the Erasmus+ Project.

Later, after the shopping we walked to the printing house of the OÖ Nachrichten. We had another guide, who has been working there for a very long time. He told us lots of funny and interesting stories about printing newspapers. We were shocked when he told us that they use about 11 000



tons of paper every year. We saw the production line of the newspapers. They gave us souvenirs: a company pen, pencil, and copybook. Everybody got a copy of their newspaper, which we could take home as a memory.

Next, we went to a bus which took us to the train station. We went to our host families. At 7 o'clock all the Erasmus' kids went to the playground next to school. There we spent a great time together. It was a great day which we will never forget!

Some facts which we have learnt at the print centre:

Every year ca. **180.000kg** ink is used

Every year ca. **175.000.000** issue are printed

In **1865** the first edition of the 'Tages-Post' was printed. In **1945** the name changed into OÖNachrichten.

The Mobility

ACTIVITIES

Thursday October 11th



This day we started the school at 8:30 a.m. The first workshop was about building Leonardo Da Vinci's bridges with small wooden sticks. The teachers put us in groups of three people and we designed the bridge.

After that the groups got together to have more ideas, but no one finally built the bridge because it was very difficult. Later the teachers showed us how we could make the bridge so that we could build a bigger one in another

workshop outside at the entrance of the school.

After the break, we had got two simultaneous workshops, in one of this every country painted a personal wooden plank. In all of these boards all the countries wrote hello in their language and drew their flag. This is in the upper part of the plank, in the lower part every country drew characteristic things of their countries (the Austrian children drew mountains, the Spanish the sea ...)



This boards now are in the fence at the entrance of the school and all of you can see it when you go to the school every day.

The other students took a street art workshop and they painted a river on the

Sankt Agatha, Austria



October 8th to 12th, 2018

floor with chalk and paints with different colours. After finishing, the students of this activity painted fish, trees and wrote a title with the name of this project (Erasmus + and Building Bridges).

Afterwards we built up the big Leonardo Da Vinci Bridge. Without any screws, nails or ropes it was stable enough to let someone walk over it.

In the afternoon we used the skills acquired at the the OÖ Nachrichten to develop our own magazine Every guest country wrote an article and we also translated a few words which are often used.

Then it was time to officially say goodbye to the school because we would not come back here anymore. On posters we wrote some thoughts about the week here in Austria. We still got the time to hang a lock at the metal tree at the entrance of the school building. We will be remembered for ever.



In the evening we were invited at Hotel Kocher for a disco. I took a while before everyone started dancing, but the song Honey Honey by Abba made us move our hips

The Mobility

ACTIVITIES

Friday October 12th

On the last day of the mobility we had to say goodbye to the NMS St. Agatha in the early morning, because we headed to Wels to participate in a Trickfilm/animation video workshop. We arrived at the Medien Kultur Haus and a lady showed us what we were supposed to do. With different cameras we could produce a 2D or 3D animation video which consists of plenty of single pictures. Our brain connects them and thinks that we are looking at a video.

We had to think about a topic and in small groups we started working. Some of us




others used materials which could be found at our workspace. With the use of some basic



computer skills we soon saw the first results. Patience is a keyword in designing these animation videos. More than two hours of work


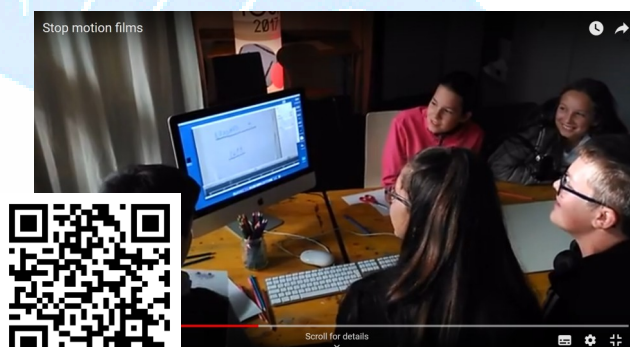
resulted in videos of not more than 30 seconds, but every group was proud of the presented outcome. With a lot of laughter, we looked at final results.

Here are the trickvideos made by the Erasmus+ pupils:



Sankt Agatha, Austria

October 8th to 12th, 2018



After the workshop it was time to say a final goodbye. We all knew that this moment would be difficult, but most of us did not expect to have to wipe away some tears. Within five days we got to know each other very well. We had worked, played, danced, sang and laughed together which surely created a good bond. Nowadays it is not too difficult to stay in contact, but at this moment in time it was hard to say goodbye.

The Slovenian left by car to their home country. They would be the first ones to arrive back home again, The Austrian pupils guided the Polish ones in the direction of the main train station where the latter had to catch the train to Vienna Airport. The Spanish and German pupils still got the opportunity to do some sightseeing in Wels before heading to Vienna as well. A wonderful week had come to an end.



The Mobility

PRODUCTS

We created a school magazine completely in English which has been handed out to every single pupil in our school. One extra issue has been sent to the partner schools



Sankt Agatha, Austria

October 8th to 12th, 2018

We constructed a bridge with only wooden boards. We managed it according to the Leonardo Da Vinci principles.

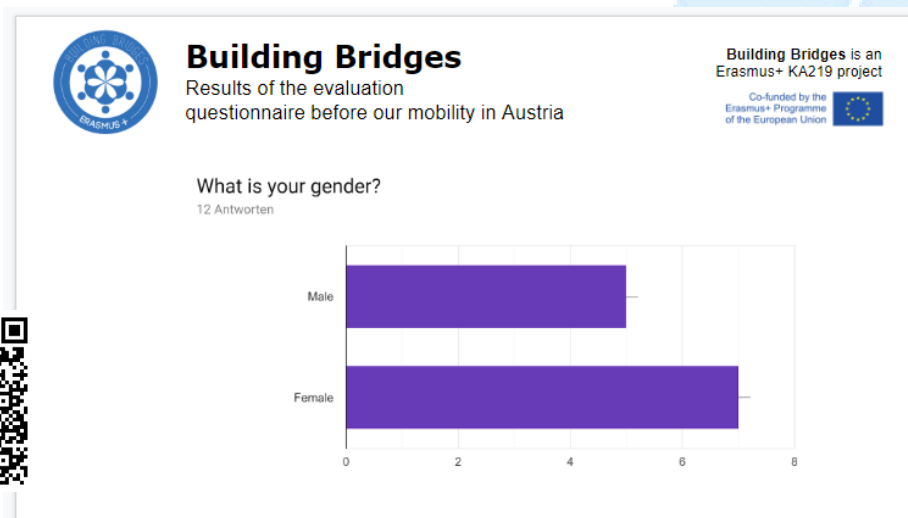
Leonardo Da Vinci's Bridge



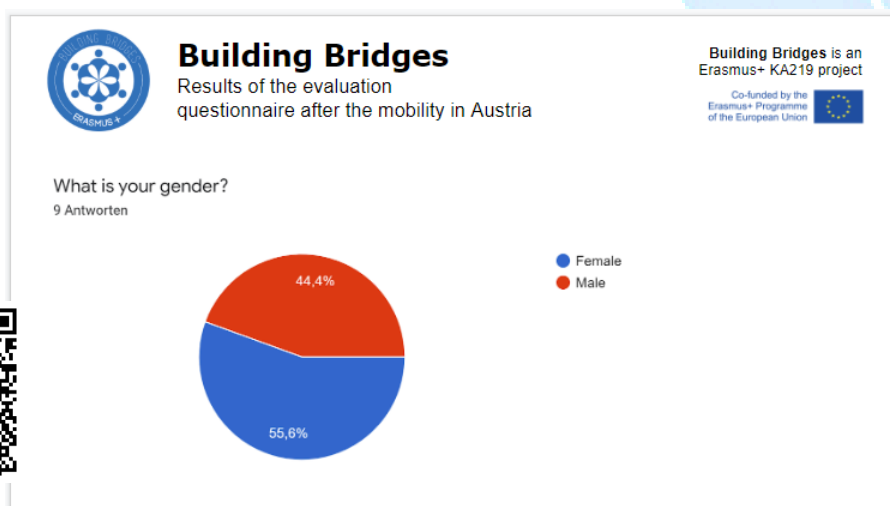
The Mobility

EVALUATION

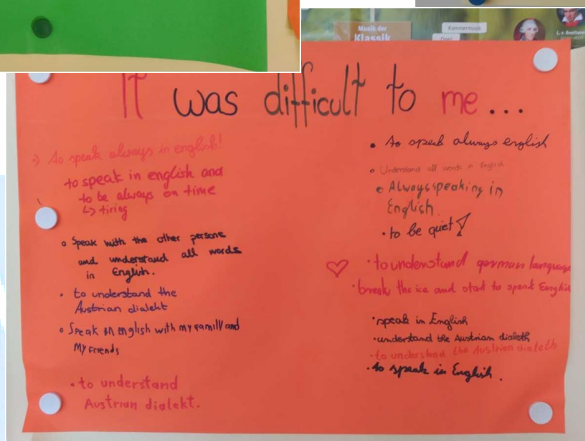
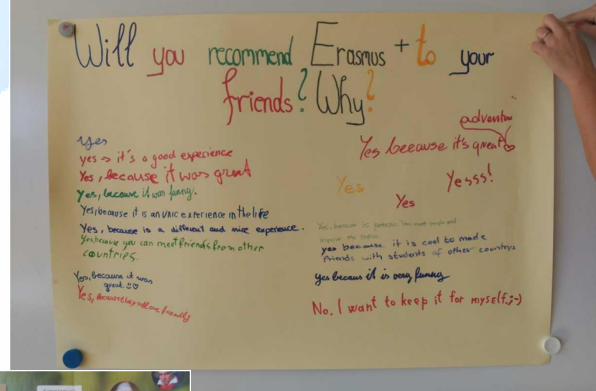
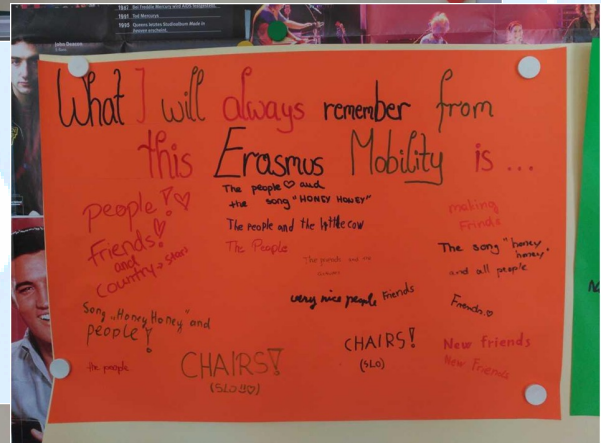
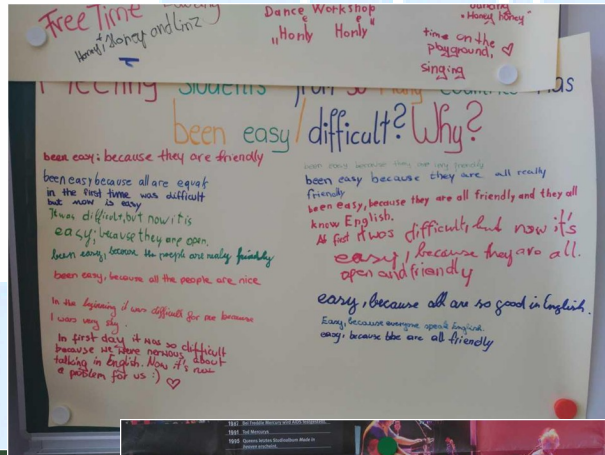
These are the answers to the questionnaire that our guest students were asked to fill in before the mobility.



And here you can compare with the answers of the questionnaire they filled in after the mobility. (There has been a small problem while processing these questionnaires. By accident some of the answers were deleted. Unfortunately, only nine answers were left. It still gives an idea about what the feeling was after the mobility.)



Media and Inclusion



Implementation



Germany

In Austria we learned about media and inclusion. We were introduced how to create a newspaper and visited the local newspaper and designed some amazing trickfilms. Back home we used that idea and now we have a monthly paper for parents and students. Here you can see some examples:

Gottfried-Wilhelm-
LEIBNIZ-GESAMTSCHULE
Städtische Gesamtschule Duisburg-Hamborn
Schule der Sekundarstufen I und II



Neues aus dem Schulleben – Juli 2019

Liebe Eltern, liebe Schülerinnen und Schüler,

erst vor wenigen Wochen sind die letzten Neuigkeiten aus dem Schulleben erschienen und schon geht es weiter mit Berichten aus dem prallen Leben an unserer Schule.

Rückblick

Lernen in der Langzeitpraktikumsklasse
Seit zwei Jahren gibt es sie schon an unserer Schule: die Langzeitpraktikumsklasse. An dieser Stelle möchte ich Ihnen, liebe Eltern, und auch unseren Schülerinnen und Schülern am Beispiel von Max einen kleinen Einblick in das Lernen und Arbeiten in dieser Lerngruppe geben.
Seit Anfang Februar tauscht Neuntklässler Max Kleff an einem Tag pro Woche die Schulbank gegen den Schreibtisch. Im Rahmen einer Partnerschaft zwischen der Hamborner Gottfried-Wilhelm-Leibniz-Gesamtschule und der Rheinkraft International GmbH (kurz: RKI) absolviert der Vierzehnjährige an jedem Mittwoch ein Langzeitpraktikum bei dem Stahllogistiker an der Beecker Straße und nutzt so die Möglichkeit der frühen Berufsorientierung. „Für mich ist das eine gute Gelegenheit, in einem Unternehmen unterschiedlichste Bereiche kennenzulernen – interessiert bin ich vor allem an den Tätigkeiten, bei denen Computer eingesetzt werden“, so Max Kleff. Für Max ist das nicht nur ein erstes Hineinschnuppern in den Arbeitsalltag, sondern eine handfeste Chance für seine Zukunft, die RKI ihm bietet. Denn nach beendetem Praktikum könnte er möglicherweise auch einen Ausbildungsvertrag in der Tasche haben. Eine klassische Win-Win-Situation, zeigt sich RKI-Ausbildungsleiter Aytekin Ünal von dem Schulpartnerschaftsmodell überzeugt: „Die Schüler erfahren, ob ihre Vorstellungen von einem Berufsbild mit der Realität übereinstimmen und wo ihre

Stärken liegen. Wir als Unternehmen hingegen lernen unsere potenziellen Auszubildenden früh genug kennen.“ In Zeiten des viel beschriebenen Fachkräftemangels und der sinkenden Zahl passender Bewerber nutzt RKI die Chance, mit der Schulpartnerschaft den Mitarbeiternachwuchs möglichst frühzeitig ans Unternehmen zu binden. „Ausgebildet wird bei uns im kaufmännischen als auch im gewerblichen Bereich“, informiert Aytekin Ünal.



Fahren kann Max den LKW noch nicht: Dafür weiß der 14-Jährige aber inzwischen, dass Rheinkraft vor allem Stahlprodukte transportiert. Foto: RKI.

Für unsere Schülerinnen und Schüler bieten die Langzeitpraktika die optimale Gelegenheit, über ein kurzfristiges Praktikum hinaus wichtige Berufserfahrungen zu sammeln. Das Projekt läuft jetzt im zweiten Jahr, insgesamt nehmen zwei Dutzend unserer Schülerinnen und Schüler in unterschiedlichsten Bereichen mit Unterstützung von Eltern und Unternehmen an dem Projekt teil. Die ausgewählten Schüler müssen vor allem fleißig, freundlich und pünktlich sein. Das sind die Kerntugenden. Jeder Praktikant muss sich darüber im Klaren sein, dass er in dem jeweiligen Unternehmen auch eine Rolle mit Vorbildcharakter übernimmt. Ein schlechter Auftritt in einem der Partnerunternehmen ist nicht nur für die Perspektive des Praktikanten, sondern auch für alle potenziellen Nachfolge-Praktikanten nicht gut. Unsere Erfahrungen sind positiv: Ein Schüler hat bereits vorzeitig bei einem Partner einen Ausbildungsvertrag unterschrieben.



Gottfried-Wilhelm-
LEIBNIZ-GESAMTSCHULE
 Städtische Gesamtschule Duisburg-Hamborn
 Schule der Sekundarstufen I und II



Neues aus dem Schulleben – November 2018

Liebe Eltern, liebe Schülerinnen und
 Schüler,

wie die Zeit vergeht – jetzt sind seit Beginn des Schuljahres 2018/19 schon wieder mehrere Wochen ins Land gegangen. Nach diesen wunderbaren Sommer-Tagen haben sich alle wieder an das Schulleben gewöhnt; schon wurden die ersten Klassen- und Kursarbeiten geschrieben.

Als neue Kollegen haben wir Frau Sema Köksal und Herrn Pau Hoffmann gewinnen können. Frau Köksal unterrichtet die Fächer Mathematik und Geschichte, Herr Hoffmann unterrichtet Englisch und Sport. Wir wünschen beiden einen guten Start an unserer Schule.

Rückblick

Abiturienten



Bereits in der Juliausgabe von „Neues aus dem Schulleben“ habe ich vom letzten Projekt unserer Abiturienten, nämlich der Gestaltung individueller Fliesen berichtet. Gleich zu Beginn des Schuljahres wurden diese Fliesen an einer Wand im Forum angebracht.

Die gesamte Schulgemeinschaft ist stolz auf unsere Absolventen und wir hoffen, dass in den kommenden

Jahren viele weitere Fliesen den Erfolg unserer Schülerinnen und Schüler dokumentieren werden. Es ist noch viel Platz vorhanden!

„Wir lesen...“ Leseförderung an der Leibniz-Gesamtschule

Am 11. September hielt ein Bus der Mayerschen Buchhandlung aus Duisburg auf dem Schulhof und einige unserer Schülerinnen und Schüler durften vollgepackte Büchertaschen und einen Gutschein in Höhe von 200 € in Empfang nehmen. Mit diesen Büchern konnte Frau Caglayan-Babursah die von ihr für jede Klasse des 5. bis 7. und 9. Jahrgangs angeschafften Bücherkisten füllen. Auch der Förderverein unserer Schule hat sich mit einer großzügigen Spende in Höhe von 500 € an dieser Aktion beteiligt. Dazu kamen die Bücher, die Frau



Caglayan-Babursah mit dem Spendengeld aus dem Lehrerkollegium anschaffen konnte. Bei allen Spendern, möchte ich mich an dieser Stelle ganz herzlich bedanken.

Die Leseförderung ist uns ein besonderes Anliegen. Alle Klassen des 5. Jahrgangs besuchen im Rahmen des Deutschunterrichts die Stadtbibliothek Duisburg-Hamborn und können sich mit dem Einverständnis ihrer Eltern einen Leserausweis ausstellen lassen.

Die im Stundenplan fest verankerten Lesestunden des 5. und 6. Jahrgangs sind ein wichtiger Baustein der Leseförderung. Mit der Teilung jeder Klasse in zwei kleine Gruppen ermöglicht die Schule ein besonders intensives Lesetraining für alle Schülerinnen und Schüler. Dabei steht neben dem Üben des lauten Lesens auch das Nacherzählen von Geschichten oder




Thanks to the Austrian coordinator we had a workshop about Leonardo Da Vinci's bridge. First, we got a presentation and then a set of small wooden planks to create our own bridge. Afterwards we built a big bridge on the school yard of the Austrian school.


Implementation



Germany



As a present every student got a little box with wooden planks to take home. At school they showed others how to build a bridge without nails.



Implementation



Poland

Every mobility is a learning experience for all the members of our international group.

To begin with, we experienced a very warm welcome and we got some great gifts from the Austrian host school. Namely, we got some t-shirts with the logo of our project and the name of the school. This gave us an idea for the Erasmus bag which we handed to our Guests in Poland. Thanks, St. Agatha, for the idea.

In St. Agatha, Austria we were taught how to dance a song called "Honey, Honey" by the hospitable Austrian students. Having re-



turned to our school, the students who participated in the mobility passed the knowledge on to other Polish students. Learning to dance was great fun.

We particularly enjoyed painting the wooden planks that later become a fence around the school. So, our idea was to combine wood and wool in order to make a souvenir which will stay on the wall and will remind us of the Polish mobility.



Observing the students that were decorating the above mentioned wooden planks we noticed that they very often included some national, regional and folk symbols. Thanks to this experience we got the idea of organising a workshop based on painting our regional Kashubian symbols on T-shirts.

Implementation



Poland



Finally, we had a chance to learn about the process of newspaper making from a journalist's idea of an interview to printing the final version of the newspaper. This led us to creating presentations about charities in our school and was an onset to the idea of a guided tour in Gdańsk. We learnt how powerful the written word is.



Implementation



Slovenia

As after all mobilities within this project, the students and teachers returned full of impressions and ideas, which they first shared with their classmates and then with the whole school.



They also presented the project and their work within it to the public at the school's open door day.

At a sports day, they taught their classmates the dance they learnt in Austria.

You can watch the video here:



Within our media club, the participants shared their knowledge with the interested students and created a film about the experience.

Implementation

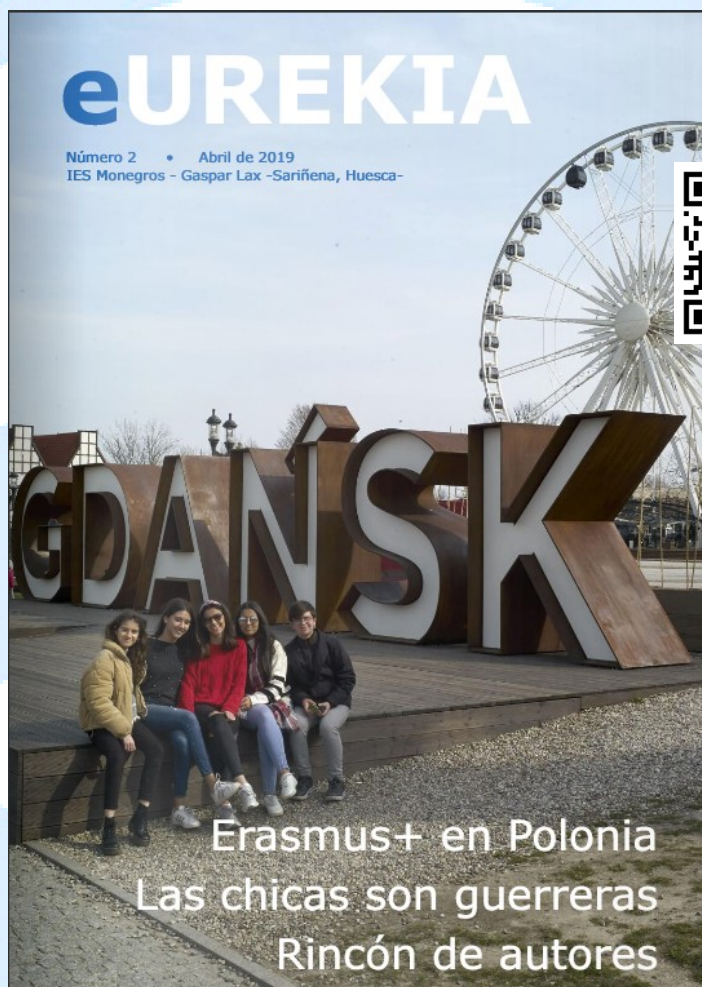



Spain

This is our new digital school magazine [eUREKIA](#). Our experience in Austria allowed us to edit and publish these issues on December 2018, April 2019 and January 2020.

The articles are written by our students and the magazine is becoming an excellent tool for us to spread all our school work, including of course our Erasmus+ activities.









BUILDING BRIDGES

SOCIAL COMMITMENT

**A guide to use
SOCIAL COMMITMENT
as an inclusive tool**



BACKGROUND

Before we started the “Building Bridges” project we had launched bilingual classes in our school. The headmistress and the teachers wanted the students to improve English and later on, possibly, make use of the newly acquired language skills in real life situations. We were more than happy to join the project and later to find out that it was approved by the European Union Commission.

Our school has a very long history of voluntary work. We participate in many projects and events connected with helping those in need, raising money for the poor or enabling everyone to be included in the society. That’s precisely what we wanted to show our international guests. We aimed at presenting social commitment, how much one can do for the whole of society.



Social commitment being our main objective, we could not imagine not working with kids with special needs during our project.

The group of teachers responsible for the conduction of the project and the mobility decided to present a little bit of Kashubian history and culture as well as to have a walking tour in Gdańsk.



OBJECTIVES

Throughout the Polish mobility the focus was on social commitment.


We decided to approach the main subject from various perspectives. The most important being the inclusion of kids with special needs into our international group. We achieved this thanks to a dance lesson conducted by the kids with various special needs. Here are some of the pictures from the event.





We wanted the kids to remember the day when the meeting took place, so we prepared nice traditional gifts.

The Erasmus+ group was taken to Gdańsk. We had some workshops on Stereotypes and Prejudices together with a guided tour in The European Centre of Solidarity.



We aimed at presenting our local folklore through a visit at The Centre of Education and Promoting of the Region in Szymbark. We had a guided tour as well as a bread baking activity.





On the final day of the mobility we created some handmade souvenirs that will stay at school as a remembrance of the week. We learnt this fantastic way of integrating the students during the week in Germany and it has become our tradition ever since.



Needless to say, the above mentioned activities aimed first and foremost at integration and social inclusion. Some of the accompanying objectives are:

- Making students aware of the differences and similarities within group members
- Improving social and language skills
- Promoting the local culture and our origin
- Pairwork and groupwork leading to conflict solving and dealing with obstacles
- Promoting healthy lifestyle thorough sport activities
- Presenting richness of a neighbouring town and city
- Social inclusion of the kids with special needs
- Improving manual skills by preparing gifts and painting t-shirts
- Learning to dance
- Getting to know about the host town through a visit at the Town Hall and a city game
- Learning about stereotypes and prejudices
- Learning about the Solidarity Movement in Gdańsk and about Lech Wałęsa

The Mobility

SCHEDULE

This was our Polish mobility schedule from March 18th to March 22nd 2019.
This document was shared with our partners long before they visited us.

Building Bridges – Erasmus + Kartuzy 2019

Monday 18th March 2019	
8:00 – 9:00	Welcome, brief description of the week
9:30 – 10:30	Visit to the Town Hall, meeting the the Mayor
11:00 – 12:00	Icebreakers – a group activity in the school assembly hall
12:00 – 12:45	School tour - comparing and contrasting schools
13:00 – 13:45	Lunch at school
14:00 – 16:00	City game - Getting to know Kartuzy
17:30 – 19:00	Evening at school (board games, card games - group integration activities)
Tuesday 19th March 2019	
8:30 – 9:00	Welcome and a brief description of the day. Group activities in the school assembly hall
9:00 – 10:00	Bus trip to The Centre of Education and Promoting of the Region
10:00 – 14:00	Guided tour through the Centre, baking bread, lunch
14:00 – 15:00	Bus trip to Kartuzy
18:00 – 19:30	Sport evening at the school gym

Kartuzy, Poland

March 18th to 22th, 2019

Wednesday 20th March 2019	
8:30 – 9:00	Welcome and a brief description of the day. Group activities in the school assembly hall
9:00 – 10:30	Workshops with Farwa "Kashubian gifts" / Workshops with Janet "Social inclusion"
10:45 – 12:15	Workshops with Janet "Social inclusion" / Workshops with Farwa "Kashubian gifts"
12:45 – 13:30	Lunch at school
13:45 – 16:00	Workshops with the children with special needs. Giving the Kashubian presents prepared before, learning to dance with the kids.
Thursday 21st March 2019	
8:15 – 8:30	Welcome and a brief description of the day
8:30 – 9:45	Bus trip to Gdansk to the European Centre of Solidarity
10:00 – 13:30	Guided tour through the ECS / Workshop "Stereotypes and prejudices"
10:00 – 13:30	Workshop "Stereotypes and prejudices" / Guided tour through the ECS
14:00 – 15:00	Lunch in the ECS
15:00 – 16:00	Walk through the Old Town in Gdansk
16:00 – 18:00	In search of some souvenirs (Shopping Centre)
18:00 – 19:00	Bus trip to Kartuzy
Friday 22nd March 2019	
8:00 – 10:30	Workshop - wooden planks to be left at school
10:30 – 11:00	Travelling plants - exchange of the seeds
11:00 – 11:30	Feedback, reflection of the week
12:00 – 12:30	Official farewell by the school headmistress
12:45 – 13:30	Lunch at school
13:00 – 15:30	Online feedback - post activity questionnaire

The Mobility

activities



In the third week of May 2019 Kartuzy hosted 18 students from our partners' schools. We were very happy to see the wonderful guests from Spain, Germany, Austria and Slovenia in our school.

The aim of this mobility was to present to all of us that every single person can make a change. We looked at the example of Centre of Education and Promoting the Region where the owner managed to win a few Guinness Records. It was his dream, he achieved his goal and so can we! The second example was of Lech Walesa and his huge role in creating the Solidarity mo-

Kartuzy, Poland

March 18th to 22th, 2019

vement in Poland. These are two celebrities that are fully engaged in helping others and ensuring inclusion.

We prepared some handmade Kashubian gifts for the students of Special Needs Centre in Kartuzy. The students visited us and as whole group we danced together salsa and other famous dances – dance and art being a wonderful source for integration.

Monday March 18th

After the first night with the host families we could start off with the actual programme on Monday morning. We arrived for the first time at the complex of schools and were warmly welcomed by Mr. Myszk and his team. He told us some facts about the school and how the week would look like.



The Mobility

ACTIVITIES

There wasn't just the welcome at school, also the city of Kartuzy wanted to address a few words to us. That's why we got our legs moving and walked towards the city hall. This time a representative of the city told us something more about Kartuzy and the Kashubian region. Kashubia is the name of the area around Kartuzy which has its own customs, traditions and even language. At the end of the meeting we all got some nice gifts and we all knew that we still had a great week ahead of us.



Back in school we got a guided tour by some of the Polish pupils. The number of trophies showed us the importance of different sports at the school and we found out that even kindergarten and the primary school are located at this school's property. This is something that none of the other schools had seen before.

Before we started the afternoon's activity, we could enjoy a lunch (or is it dinner?) at the school's canteen. With a

Kartuzy, Poland

March 18th to 22th, 2019

strengthened body and fresh energy, we were ready for a city tour through Kartuzy. In small groups and guided by the Polish pupils we did a search hunt which lead us to various attractions and interesting viewpoints. Extra information was given to us in an adequate way: congratulations to the Polish pupils for organising this tour!

After seeing a bit more of the city and some free time, we finished off the day with some (board) games a school. In small groups known games, but also some new ones were played. For the teachers it was nice to observe the fact that games such as UNO and Jenga can be played with people form different countries and with English as a common language.

Tuesday March 19th

On Tuesday we met each other at the school in the morning and took the bus to Szymbark, to the Centre of Education and Promoting of the region. There we learnt a lot about the Kashubian traditions and culture.

The first thing we did was baking delicious bread. Most of us had never baked a bread before and there were some very creative products. After that we got a guided tour through the center. It was very interesting because we learnt a lot



The Mobility

ACTIVITIES

about the Polish history. The most impressive thing was to get into the bunker, there we got the feeling how bombs fell down. It was really dark and loud. Some of us were also scared.

After that we visited the upside down house, this was really funny and some of us felt dizzy.

When we finished our tour we ate our bread together and had a break where we took photos, bought souvenirs and enjoyed time with our new friends.

About 1 pm we had our lunch and after that we went back home.



Kartuzy, Poland

March 18th to 22th, 2019

During our free time most of us spent their time in Kartuzy to have a coffee and waffles. At 5.30 pm we met again to have an incredible sports evening at the gym of the school. We quickly noticed that there is a big difference between our and their physical education lessons. They are more sportive and they are more practiced in athletic things like obstacle courses.

Wednesday March 20th

Wednesday was an amazing day. We did a lot of interesting things. On the program there were two workshops and we danced with the children with special needs.

In the morning we gathered and had ice breakers and after that we had our first workshop. There we draw on shirts with some special colors for shirts. We drew some kashubian patterns and also made some gifts for the children.



The Mobility

ACTIVITIES

The second workshop was about stereotypes. A pair from America that moved to Poland taught us some very interesting things about it. We discovered word meanings with various amusing activities.

The last thing we did that day was dancing with people with special needs. There we learnt that we mustn't make differences between people.



Kartuzy, Poland

March 18th to 22th, 2019

Thursday March 21st

Our day began with a warm greeting with our Erasmus+ friends around 8:15. While we were waiting for everyone to come we chatted and mingled. Subsequently, we got on the bus at 8:30



in order to get to European Solidarity Center. During our ride, we joked around and listened to German and Polish music. We arrived around 10. Once, we arrived we divided into 2 groups. The first group took part in a workshop that discussed stereotypes and prejudice while the other group walked around and enjoyed the sights of the museum. In the workshop we were able to discuss the different stereotypes people have about countries and their culture. In the museum we were also able to learn interesting facts and different perspectives on the Solidarity movement in Poland. After taking part in one activity the groups exchanged tasks. After completing both tasks, both groups went to eat a delicious lunch that consisted of tomato soup, meat with macaroni along with a creamy cheese flavoured sauce on the side.

Once we finished eating we took a group picture in front of ECS and began our journey around Gdańsk. Along the way we saw many sights, old and new,

The Mobility

ACTIVITIES

and took plenty of memorable pictures. Students from Poland also talked about the sights that the group saw. Some sights we saw include the Highland Gate, Neptune's Fountain, the Zuraw Crane, the Second World War museum, Green Gate and more.



Kartuzy, Poland

March 18th to 22th, 2019

Afterwards, we had two and a half hours to enjoy shopping and getting to know our fellow Erasmus+ friends in the Forum in Gdansk. Once the time was up we all met up and went to the bus for a relaxing ride home. We arrived in Kartuzy around 8:00 pm.

Friday March 22nd

This was the last day of the mobility together. We met at school at 8.30 and we had the farewell with the headmistress and the Mayor who said thanks for participating in this project. Then, we enjoyed two different workshops. First, we were separated in groups and we did the flag of each country with thread and wood planks. The Polish team made logo of the Erasmus+ project.

Next, we exchanged typical seeds from our countries to be planted at our schools once we have backed.



The Mobility

ACTIVITIES

After that, we ate together at the canteen. Finally, we went back to the assembly hall to evaluate the week. They put some posters with questions such as:



What was the best activity during the week?

If we recommend the experience

Outline those things we had learnt

Those activities that we liked the least

Kartuzy, Poland

March 18th to 22th, 2019

PRODUCTS

Products

These are our products. Every day was different and devoted to many various activities. However, the main goal of social commitment and integration is visible in all of them.


Monday – welcome at the school. City game.



The Mobility



Tuesday – Educational Centre of promoting the area in Szymbark. Bread-baking. Sports activities.



Kartuzy, Poland

March 18th to 22th, 2019



Wednesday – Kashubian workshops. Dancing with the kids from a Special needs' School. Social commitment workshops.



The Mobility




Kartuzy, Poland

March 18th to 22th, 2019



Thursday – European Centre of Solidarity in Gdańsk. City tour of the Old Town.



The Mobility




Kartuzy, Poland

March 18th to 22th, 2019

Friday – Workshops on wooden planks, Travelling plants, evaluation.



The Mobility



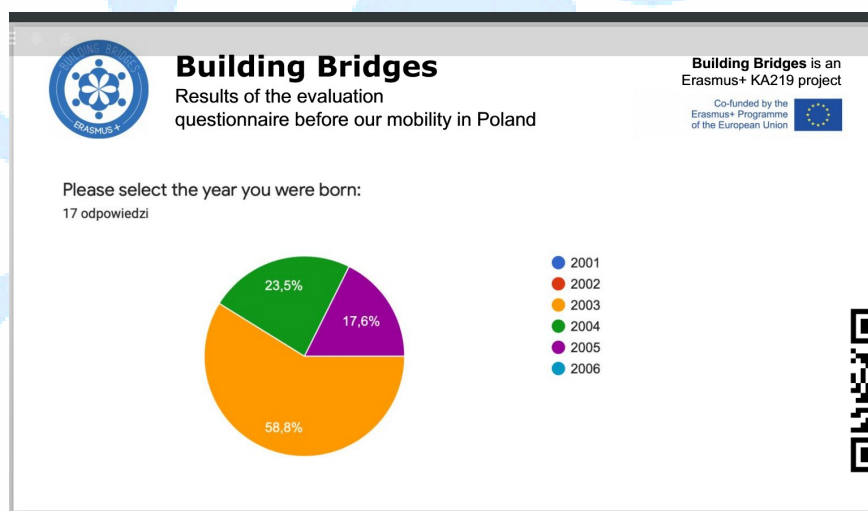
Kartuzy, Poland

March 18th to 22th, 2019

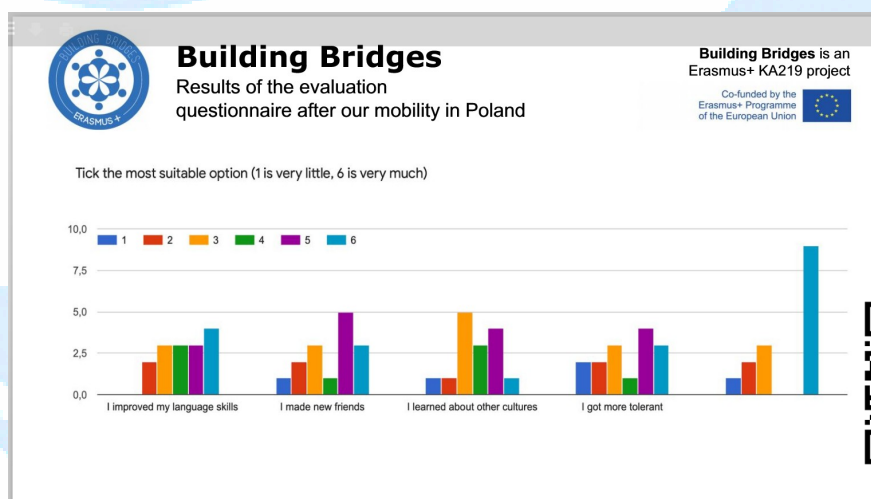
EVALUATION

Students' evaluation

These are the answers to the questionnaire that our guest students were asked to fill in **before** the mobility.

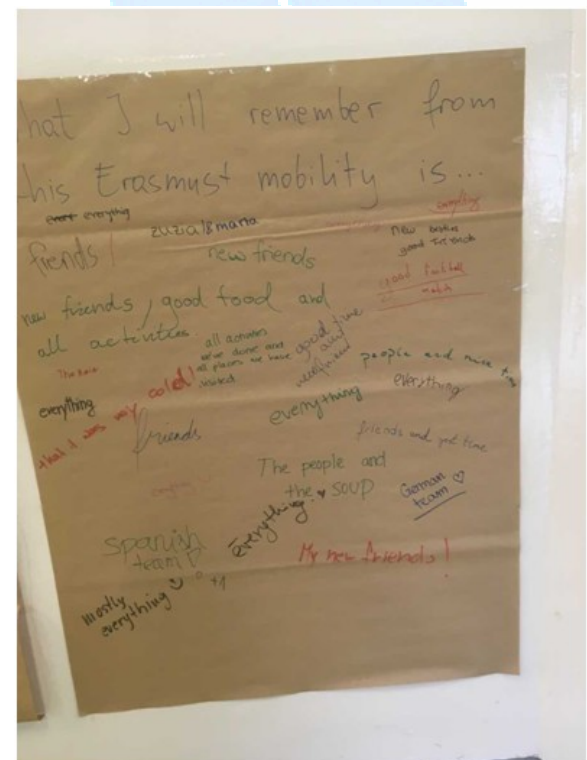
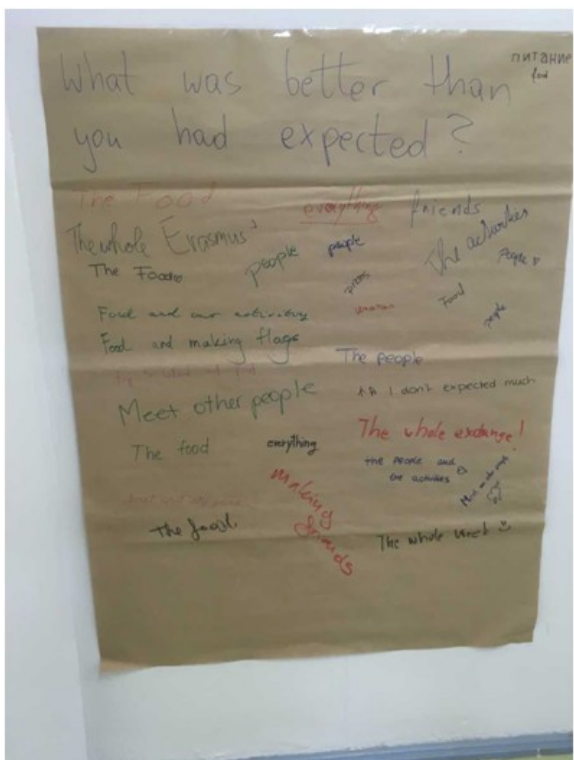
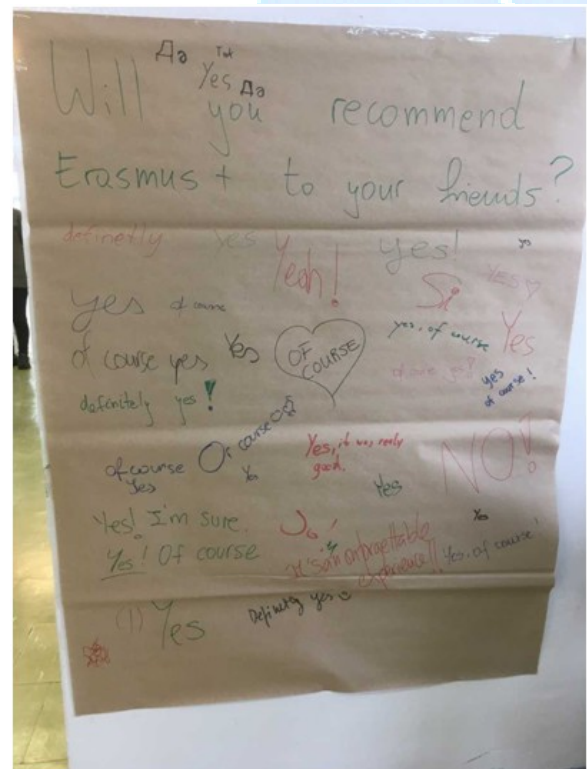
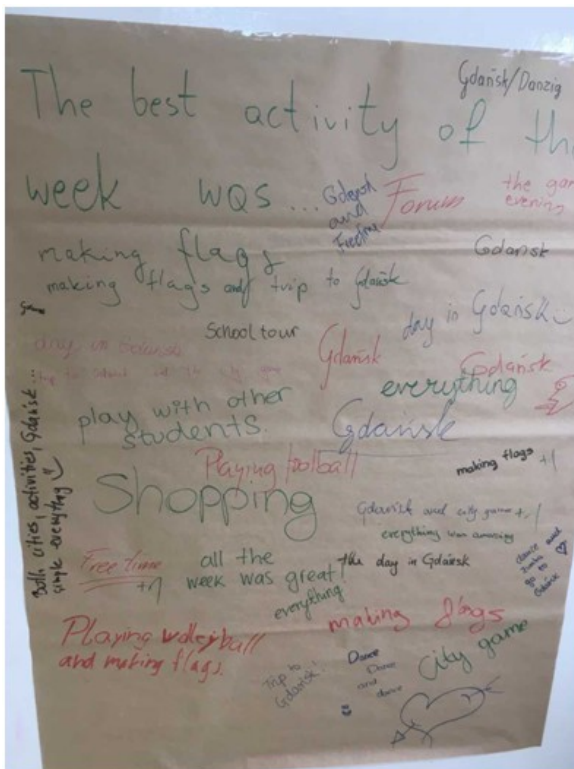


And here you can compare with the answers of the questionnaire they filled in **after** the mobility.

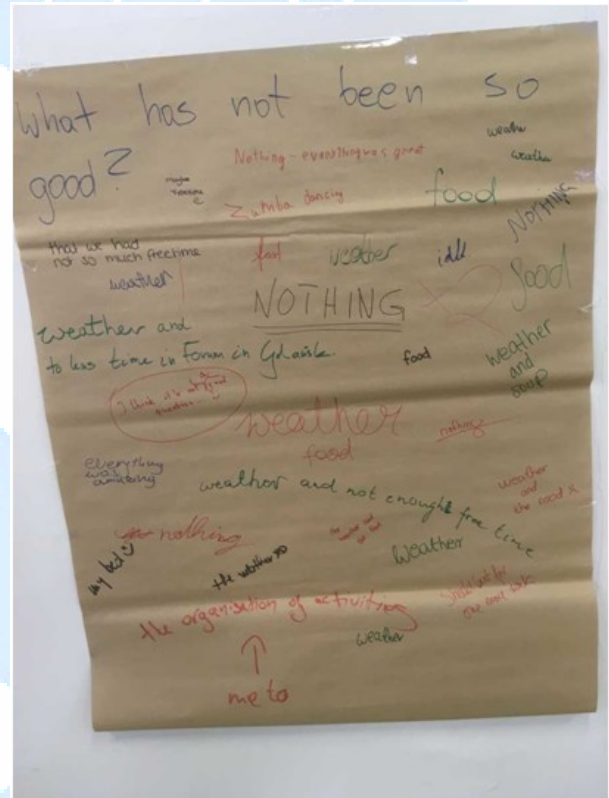


The Mobility

We asked our guest and host students to give us their feedback about the activities and organisation of the mobility. Here you have their free comments:



Social Commitment



year I got a
terrific souve-
nir from the



179

Implementation



Austria

Social commitment was the main topic of the mobility in Poland. We took part in some wonderful workshop organised by our Polish host and were determined to take this spirit back home to Austria.



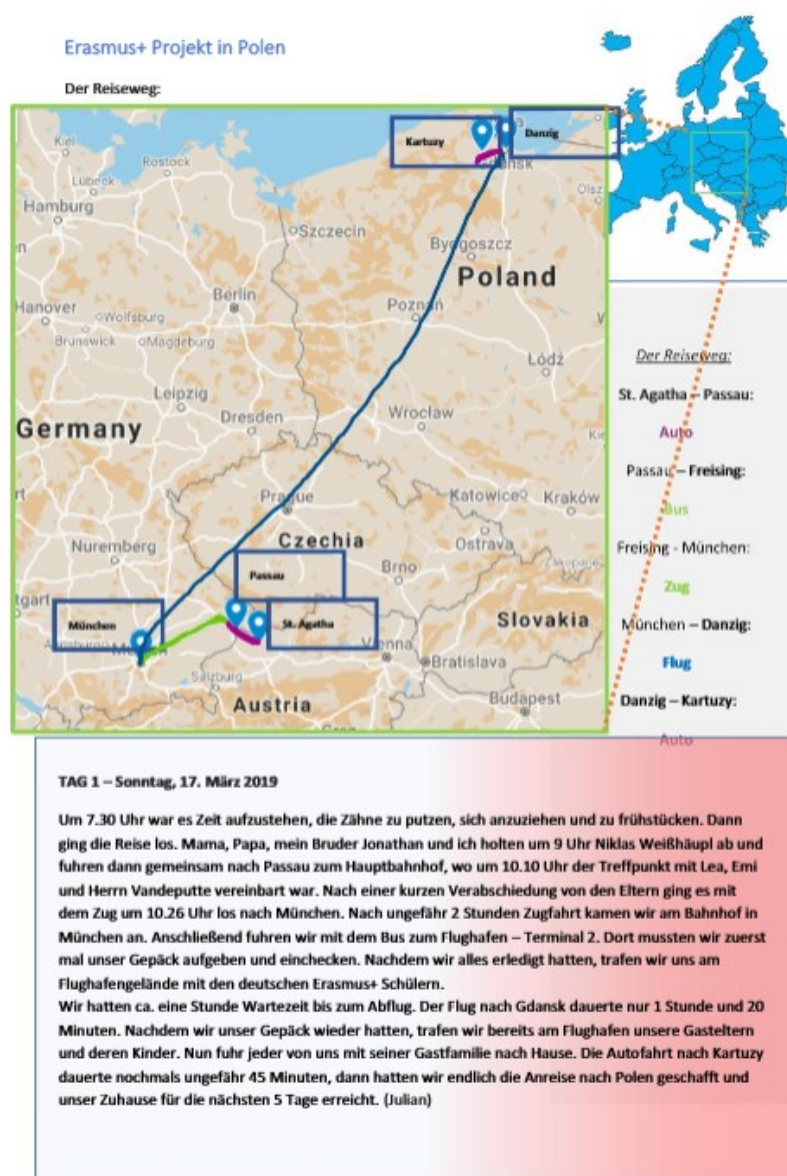
A few weeks after the trip to Poland 59 pupils of our school (remember, we are a very small school, so that is more than half) took part in the KIDS 4 KIDS run. During this four hour long race, in which teams compete against each other, it is import to run as many kilometres as possible. The total amount of rounds brings some money for a good cause. In this case the Austria Cancer Association.

The results are not the most important, but we are still proud to tell that our school did great. Niklas Weißhäupl (who was in Poland) and his team won first place. Maybe the emotions gathered in Kartusy pushed him forward a bit more? Who



knows!

After this great success our school decided to do something similar on a smaller scale. The annual sports day was taken to raise money for a good cause. This time we were looking for sponsors to support the Austrian clini-clowns. This time the whole school participated. In small teams the pupils ran as much as possible. In total they raised 212 euro! Congratulations. The four pupils who took part in the mobility also wrote a report for our school's magazine. Here is some information about the trip. Unfortunately it is in German only!



Implementation



Germany

In Poland we learned a lot about the topic of social commitment and solidarity. We visited the centre of Solidarity in Gdansk and were introduced into different workshops the school organized.



Back home in Germany we took that spirit and started to think about what we can do. Thanks to one of our teachers we started an aid project in Cambodia. The students in class 7.A (now 8.A) of the Leibniz Comprehensive School agreed that the topic "One World" should not only play a role in the classroom: "We don't want to leave it at analysis and discussion - we want to act!"



"Said, done, the 7.A decided shortly before the summer holidays, after a detailed examination and presentation of various projects for well construction, to support a strongly disadvantaged region in Cambodia.



The student project team selected the recognized aid association Hasene International e.V. This has been carrying out well projects since 2010. "Hasene" means "the good" or "charity". The association is active in 120 countries with aid projects. In total, the students collected 1,095 euros in two months and donated three wells so that the families in Cambodia have clean drinking water. The result made everyone proud because many families and children on the other side of the world can now smile. We are of course also aware that this is only a small contribution - mind you in the right direction.



Implementation



Slovenia

Poland mobility was special for our group of students as this was their first time to travel by plane. They took with them the seeds for travelling plants they had prepared in school.



They were the seeds of a pumpkin and in exchange, they brought with them seeds from the partnering countries.

When they returned, they were full of new memories, which they shared with the classmates and the rest of the school on the international Erasmus day. They had been really scared before, but on return, all the fears were gone and what was left was deep gratitude for the opportunity.



Implementation



Spain

We are collaborating with different organisations committed with social equality. These are some of our last activities:

We organised a race to raise funds against child leukemia:



We participate in the project "UNICEF Schools" and we organise educative events to collaborate with the organisation.

Our students designed and sold badges to raise funds for UNICEF during the most important sport event in our village.






These were the badges our students designed. Collaboration of the bikers was excellent, all the badges were sold.

We shared our school 3D printer to build face protection screens for health professionals during lockdown under COVID19. We joined a group of volunteers which is organised via social networks and we are distributing these shields all along the region.



These are some of the shields our group is distributing in our region






BUILDING BRIDGES

BUILDING BRIDGES THROUGH HISTORY

A guide to use HISTORY
as an inclusive tool



The Mobility

SCHEDULE

This was our initial schedule. Unfortunately due to the COVID-19 epidemic the activities could not take place.

Some of the activities were done online. The partners could do a virtual tour through the city of Lendava (Lend@va.tour – Getting to know Lendava) and that was great fun. Also the results of the photo competition were shown online. Some really nice pictures were made by the students.

Monday 30th March 2020

	Welcome, brief description of the week
	School tour – comparing and contrasting schools
	Icebreakers – group activities in the school assembly hall
11.00	ECO garden activities, baking of traditional bread and other food with herbs from the garden at Eko farm Huzimec
	Traditional food lunch
16.00	Lend@va.tour – Getting to know Lendava

Tuesday 31st March 2020

	Welcome and a brief description of the day. Group activities in the school assembly hall
9.00 – 12.00	History workshop
	Language workshops (Slovenian/Hungarian)
12.30	Lunch at school
13. 30	Stric Geza ide v Zaturce film
14. 30 – 16-30	Folklore workshop
17.00 –	Opening of the photo exhibition, announcement of the winners social evening at the school

Lendava, Slovenia

March 30th to April 3rd, 2020

Wednesday 1st April 2020

- 8.00 Whole-day trip around the region
Vulkania
Lunch
Chocolate pralines workshop (Moravske Toplice)
Island of love <https://visitpomurje.eu/providers/island-of-love-izakovci/> (Ižakovci)
18.00 Vinarium tower

Thursday 2nd April

- Welcome and a brief description of the day
9.00 – 12.00 Natural cosmetics – make your own workshop
Lunch at school
13.30 – 19.00 Short trip to Dobrovnik house of crafts with a honeybread workshop, Expano

Friday 3rd April 2020

- 8.00 Feedback activities, crafts workshop
12.00 Lunch at school
Online feedback – post activity questionnaire

The Mobility

ACTIVITIES

In order to continue cooperating in the time between mobilities, we decided to set up a photo competition in which all participating schools could participate with original photos made by students to the theme of Building Bridges. We received 32 entries and an independent jury of 1 professional photographer, 1 amateur photographer and 1 teacher selected 11 photos – 10 photos by students and one by a teacher – for an exhibition which is planned to be open in the halls of school in Lendava between September 2020 and September 2021.

The jury decided on 1 winning photo and 2 runners up.

The exhibition was planned to be opened during the mobility in Slovenia, which had to be cancelled due to pandemic, so the big opening had to be cancelled, nevertheless, the students will still be able to admire the photos in the hallways.

Winning photo: Peter Škrilec, Slovenia:



Lendava, Slovenia

March 30th to April 3rd, 2020

Runners up:



Jorge Seguin, Spain




Miguel Castilla, Spain

The Mobility


ACTIVITIES

Here we share with you some other great photos that reached the final:



Lendava, Slovenia

March 30th to April 3rd, 2020



The Mobility

ACTIVITIES



Lendava, Slovenia

March 30th to April 3rd, 2020

This is the video that the Slovenian students published with the testimonies from students who participated in our project:



The Mobility

activities

And here you have the indications and the results of the quiz which could be done after taking a virtual tour through Lendava. Unfortunately we were not able to do it in real life due to the COVID-19 epidemic, but still we got a glimpse of this wonderful city.

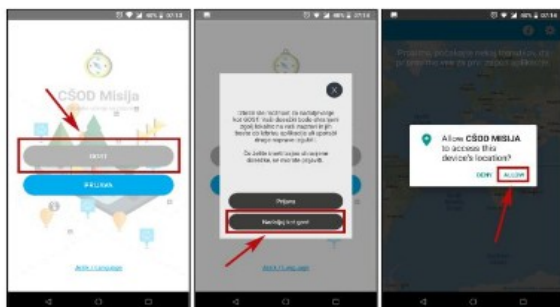
LEND@AVA.TOUR

NAVODILA

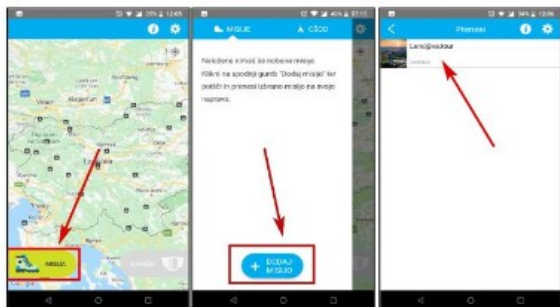
1. Download from Google Play or AppStore CŠOD MISIJA app.



2. When first accessing use it as a guest (gost). Allow the app access to your location.



3. Choose »misijsa« and then »dodaj misijo«. Find mission Lend@ava.tour and choose it.

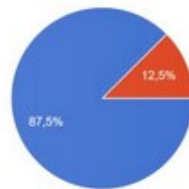


Lendava, Slovenia

March 30th to April 3rd, 2020

THE SAINT CATHERINE OF ALEXANDRIA PARISH CHURCH: Under which dioceses was The Saint Catherine of Alexandria parish church?

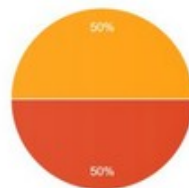
8 Antworten



- Murska Sobota, Sombotel, Zagreb, Maribor
- Murska Sobota, Maribor, Zagreb
- Murska Sobota, Maribor, Zagreb, Kaposvár

THEATRE HALL: In which languages are the performances in theatre hall carried out?

8 Antworten



- In Slovenian and Croatian language
- In Slovenian and Hungarian language
- In several languages



Implementation



Austria

Valentina, Isabelle, Carina and Niklas could not go to Lendava due to the corona crisis. What a pity! It was not possible to be present, but the students of our partner school tried to bring a bit of Lendava to our home countries. They created a tour through the city with some wonderful sights and extra information.



Our pupils could do a virtual tour with their mobile phones. To make it even more special they were able to do an online quiz with questions about these sights. Valentina, Isabelle and Niklas completed it and as a present they got a personalised cup as a memory.

Thanks for this great activity!



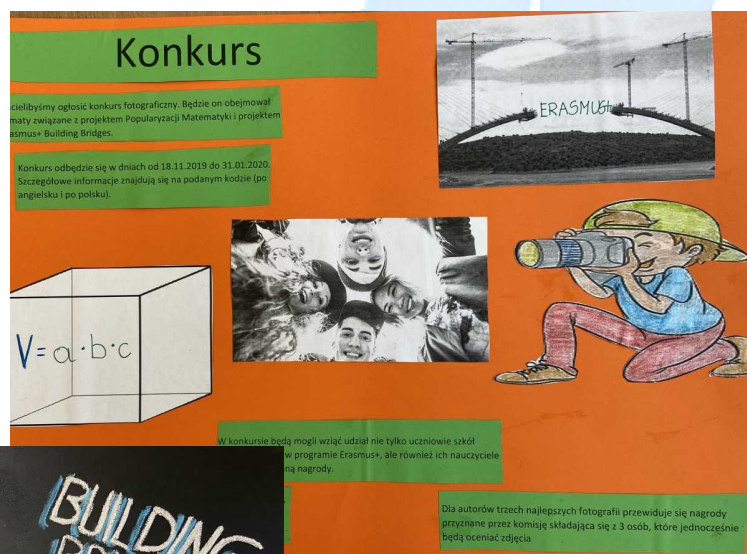
Implementation


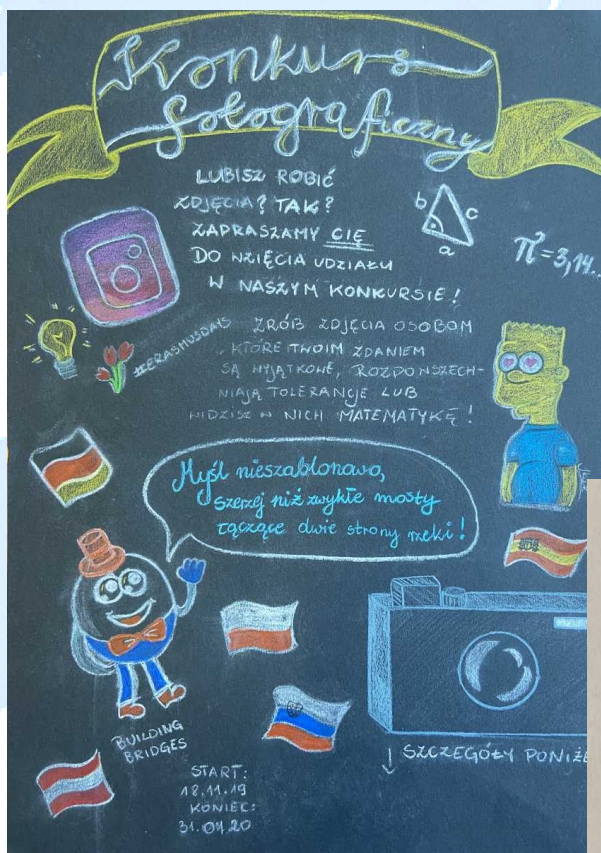


Poland

Our Slovenian partners have invited us to take part in a **photo competition** that combined the idea of "**Building Bridges**" and **Mathematics**. The aim was to show tolerance, acceptance for diversity and social inclusion. We are asked to think outside the box and so we tried do.

We set off to the realization of the task by translating the rules into Polish followed by creating a QR-code and **advertising the contest** on the class door and a notice board.






Implementation


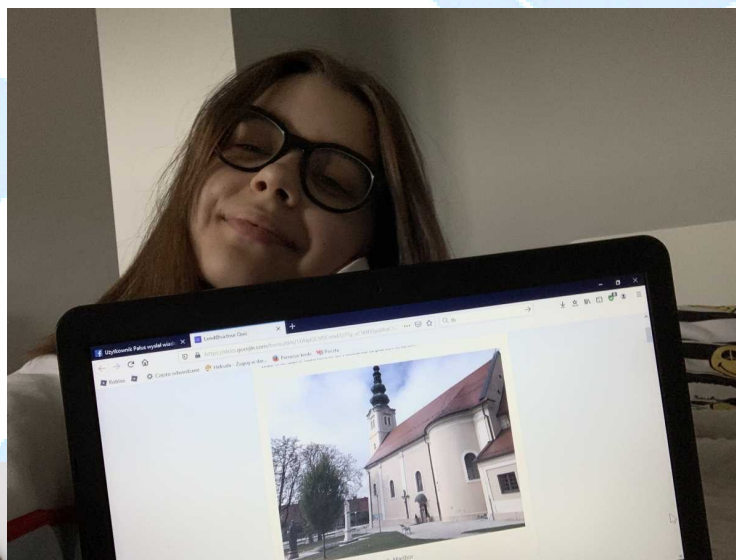


Poland

As a result of our actions some of the students willingly participated in the **contest** and here are but a few of the **ideas**.



We were also invited to take part in a **virtual tour of Lendava**. Being unable to go to the wonderful town due to coronavirus outbreak, the students happily toured the town. As an award for competing the trip the students got some wonderful **mugs**.



Implementation



Spain

We all were really sad when we realised we could not travel to Lendava but especially our students: Pablo, Ángela, Paula, Marieme and Ángela.

We had already sent our letters to our partners but we could never meet, however we could participate in some online activities with our friends from Germany, Poland, Austria and Slovenia.

We did a Lendava online tour. Pity we could not be there! Our friends from Lendava sent us these fantastic souvenirs:



And we participated in the Building Bridges photo contest... and you know what? We won the second and third prizes!



This is our second prize photo sent by Jorge:



And this is our third prize photo sent by Miguel:




Implementation




Spain

Here you can see some other photos we also sent:







Final conclusions and testimonies

For me this whole adventure started on a personal basis. I had the opportunity of taking part in an exchange as a student myself and I got the possibility of being a language assistant as part of the former comenius project. Those two experiences were great, I collected precious memories and it partly made me how I am today.

Being a teacher myself now, I thought it would be great to offer a similar setting to my own pupils. So my personal adventures opened up opportunities for my school. Luckily I got the support from my headmaster and several colleagues to fulfill this goal. Without this great team the journey would have been more difficult.

Now, at the end of our project I see a great outcome. What we as a school have experienced has been wonderful. It even grew bigger. Not only the school, but part of the local community in St. Agatha got involved. People started talking about what we have been doing. And it still goes on. The word has been spread. Schools from the near surrounding contact us to ask about our project, a small museum closeby asked to exhibit parts of our projects...



What a great success. From the beginning till the end, with memories that will last a lifetime.

Niels Vandeputte, project coordinator NMS St. Agatha, Austria

I started working as headmaster of our school eight years ago and soon afterwards I heard about the possibility of taking part in an Erasmus project. Since then this idea had always been in my mind. We, like most other teachers all over the world, are always very busy in coping with our daily duties. So, the main problem was to find colleagues who would like to spend extra time and effort in such an intensive project.



After some time Niels Vandeputte joined our staff. He was the right man for this job! Not only that his language abilities are extraordinary, he had also lived in different countries before, is open-minded and willing to spend a lot of his leisure time for school.

So Niels travelled to Ljubljana and came back to school highly motivated and full of good ideas. He infected other teachers (not with corona but with his enthusiasm ☺) and so the project „Building bridges“ was ready to start at our school.

I love the idea of cooperating schools of different countries, languages and social backgrounds. There is so much that we can learn from each other. In my opinion school is much more than only knowledge transfer. What we learn and experience at school influences our thinking, speaking and our attitude.

„Building bridges“ is an effective way to avoid prejudice, racism and nationalism. As a very positive side effect the participants improve their language skills and geography knowledge. Staying with a host family in a foreign country is very demanding for a teenager. These experiences will effect their further lives!

Let me say thank you to all our partners in Germany, Slovenia, Poland and especially in Spain, who did an amazing job as initiators and leaders of

this wonderful project.

Thank you to Niels and his team – I really appreciate your work and it would be wonderful, if Erasmus could be continued at our school within the next years.


Thomas Ferchhumer, headmaster NMS St. Agatha, Austria.

I went to the preparatory meeting because a colleague from school who had already coordinated Erasmus+ activities pushed me slightly into it, not knowing exactly what I am getting myself into, so this was my first Erasmus+ project. In the three years since it started, I learned a lot about so many things - directly and indirectly, but personally, I think the personal touch in being invited to these new places and the efforts the other coordinators put in made all the difference. Especially, writing this while still locked in because of the Coronavirus, I see the importance of human connections and the project enabled that exactly for so many of our students and teachers in addition to me. I am really grateful for that. Looking back at it, I think it gave us all an opportunity and space to grow as human beings, to accept our differences and see beyond the stereotypes. It allowed my coworkers the time and space to test and confirm their language skills, whatever they were and it offered students to experience the European Union as it should be.



Sandra Vida, project coordinator DSŠ Lendava

I was a newcomer in the group of coordinators who had previously met during a preparatory meeting in Ljubljana. The project was handed to me by a colleague from a neighbouring school – his students did not match the age criteria. I did not know much about the principles of the project and the whole idea behind it, but since it is called “Building Bridges” I decided to take a step into the deep water and become a part of the team. You can’t build a bridge singlehandedly.



Never ever have I regretted the decision. Does being a coordinator mean a lot of work? Stress? Managing your time better? Spending hours in front of the computer screen? Devoting more time to work? Organising mobilities and transnationals? Dealing with unexpected problems and obstacles? The answer to all of the above questions is YES. But it is all worth the effort! Thanks to good communication between the coordinators and enthusiastic friends at school we managed to achieve a huge success. It is such an enriching experience! In my opinion, all the participants, all the people involved benefited from the project on many grounds. “Building Bridges” changed our perception of our school, town, country, stereotypes, culture, language, travelling and many more. Finally, I believe that participating in the project has a big impact on our personality.

The project was, is and will be something extraordinary for the school, students, families involved, teachers, local community and even local authorities. Many bridges have been built between kids from different and distant countries and backgrounds, students and teachers, coordinators and headmasters, colleagues and friends. I think that’s all what the project is about.

Adam Mysz, project coordinator Szkoła Podstawowa nr 5 w Kartuzach, Poland

I was lucky enough to take part in the 2016 contact seminar in Ljubljana and to get to know some of the other coordinators personally. From a first project idea a finished, very ambitious project was developed quickly and luckily approved. Now it was time to start working together. This was very exciting and you could quickly see a development.

For me personally, it was not only a project with other schools but also a further development of my school as we implemented a new subject at the school. I had to adapt quickly to new media and new tasks. In addition, I had to organize a project week for the first time. After welcoming our guests to Germany in October 2017, I was proud to be part of this team and the Erasmus + family. One could always rely on the mutual support, understanding and acceptance of the others. In all the time and after all the meetings, we are now not only project partners but have also become friends.



I think back to many great moments, shared experiences and very fruitful work. I hope that a piece of the bridges that have been built will remain, so that everyone, both as coordinators and pupils, schools, parents and colleagues, can benefit from this project in the long term. I would like to thank everyone and hope that we can continue to exchange ideas or work together at one point or another in the future.

Yvonne Bernhardt, project coordinator Gottfried-Wilhelm-Leibniz Gesamtschule Duisburg, Germany

“**B**uilding Bridges” has been the first Erasmus project in which our school has been involved and it has been a real challenge for all participants: families, students and teachers.

When we were looking for partners and thinking about applying four years ago we wanted a way to involve our entire community in order to undertake the changes that our school needed. We wanted it to be capable of transforming not only a group of people but also each one of the participants. At that time, it seemed somewhat unreachable to us since Europe looked like a very distant horizon for a small rural school like ours.



Today we have a stable group of Erasmus teachers and families and students are demanding our participation in more European projects. I believe that we have started a slow but steady process of transformation through internationalisation.

I had never participated in a project that required so much time and effort, but if you ask me I will answer that it has been worth it: we have seen big changes in our students, we have learned from others, we have broadened our schools' horizons, we have promoted inclusion, we have made friends and we also had the opportunity to grow professionally, we have really built bridges.

It is impossible to organise such a complex project without the collaboration and effort of many people in each of the partner countries. I personally want to thank their participation to the families, students, teachers, local entities, administrators or authorities who made this possible.

Finally I want to thank and acknowledge the great work made by Sandra, Niels, Yvonne, Adam, Yildiz and Eva. I have been lucky to work and coordinate this project with all of you. I especially want to thank you for your dedication and professionalism from which I learned a lot. However the best

memories that I will keep will be those that we have lived together throughout these years and that allowed us to build bridges and become more than colleagues... Thanks guys!!

Jose Castilla, project coordinator IES Monegros—Gaspar Lax, Spain



